

Site Waste Management Plan Progress

Step	Completed
1. Responsibilities	✓
2. Waste minimisation	✓
3. Forecast	✓
4. Waste management options	✓
5. Duty of care	✓
6. Training / Communication	✓
7. Actual versus Forecast waste	✓
8. Ongoing review of implementation	✓
9. Completion review	✓

Project Details

Project reference	001
Project name	Project Union UP4
Project address	London UB3 4QQ
Project use class	Telecommunications (Commercial Other)
Actual start date	1/1/2025
End date	31/12/2027
Project cost (estimated)	£ 10,000,000.00
Floor area	18910.0 m ²
Description of site location	Data Centre Development Phase 4
Client	ARK - Mark Watterson
Principal Contractor	Sweet Projects

Responsibilities

	Name	Company	Company Type	Contact details
Who is responsible for drafting the SWMP?	Tezeta Shimelis	Sweet Projects	Principal contractor	03332421299
Who is responsible for implementing the SWMP?	Conor McLoughlin	Sweet Projects	Principal contractor	03332421299
Who is the waste champion?	Greg Mitrovski	Sweet Projects	Principal contractor	03332421299
Who is the person in charge of the project?	James McCarthy	Sweet Projects	Principal contractor	03332421299
Who is the client?	Mark Watterson	ARK		Contact ...
Who is the principal contractor?	Sweet Projects	Sweet projects	Principal contractor	03332421299

Where will this SWMP will be kept? (a copy should be kept onsite)

- 1) Electronic document Asite
- 2) Paper based document CPP

Declaration statement: The Client and Principal contractor will take reasonable steps to ensure waste duty of care is complied with, materials are handled efficiently and waste is managed appropriately.

Tick box to agree:

Client signature:

Print name:

Date:

Contractor signature:

Print name:

Date:

Waste minimisation decisions

Type of waste minimisation decision	Waste minimisation decision taken	At what RIBA plan of works stage has this been considered	By whom	Intended results	Carried out by	Comments	Decision status
Construction methods	Structural Steel for re-use	Manufacturing and Construction	Steel fabricator and installer	All steel materials will be recycled to increase the recycling content in the manufacturing of structural steel.	Steel fabricator		✓
Demolition methods	Architectural salvage 100% recycle	Manufacturing and Construction	Design Team	100% recycle	Demolition Contractor		✓
Materials	Every effort will be made to recycle these materials on site with any surplus being taken to waste transfer station.	Manufacturing and Construction	Demolition Contractor	100% recycle	Demolition Contractor		✓
Materials Optimisation	Hardcore (crushed concrete etc.) to be 100% recycled	Manufacturing and Construction	Groundworks contractor	100% reuse and recycle	Groundworks contractor		✓
Re-use and Recovery	Reuse excavated material / clay etc.	Manufacturing and Construction	Groundworks contractor	Clay à 100% processed for re-use (subject to analysis)	Groundworks contractor		✓
Re-use and Recovery	Timber up to Timber used for temporary works, 80% re-used	Manufacturing and Construction	Contractor	We will attempt to salvage any re-useable timber for hoardings, battening, shuttering etc. for possible use on site with the balance	Contractor		✓

Type of waste minimisation decision	Waste minimisation decision taken	At what RIBA plan of works stage has this been considered	By whom	Intended results	Carried out by	Comments	Decision status
-------------------------------------	-----------------------------------	---	---------	------------------	----------------	----------	-----------------

being retained by the Contractor

Waste Prevention

We are committed to achieving a 95% reuse / recycling / recovery (excluding energy recovery).

Manufacturing and Construction

Sweet Projects

Sweet Projects currently diverts 99.86% of its waste from landfills.

Waste Contractors



Forecast of waste types and amounts

Work Package	Subcontractor	Waste type	Waste Sub Type	Estimate amount (m3)	Estimate amount (tonnes)	Likely cause	Notes
Construction		Bricks (17 01 02)		~ 41.1	49.3	Standardised materials	
Groundworks & excavation		Inert (17 01 07)	Aggregates (17 01 07)	~ 2,419.4	3,000.0	Excavation	
Demolition		Insulation materials (non hazardous) (17 06 04)		~ 12.3	3.1	Demolition	This will be clarified once a contractor is appointed.
Construction		Metals (17 04 07)	Mixed metal (17 04 07)	~ 126.2	53.0	Standardised materials	
Construction		Packaging materials (15 01 06)	Mixed packaging (15 01 06)	~ 147.2	30.9	Packaging	
Construction		Plasterboard / Gypsum (17 08 02)	Plasterboard (17 08 02)	~ 103.9	34.3	Other	
Construction		Inert (17 01 07)	Aggregates (17 01 07)	~ 644.1	798.7	Standardised materials	
Construction		Plastic (excluding packaging waste) (17 02 03)	Pipes (17 02 03)	~ 434.8	100.0	Other	
Construction		Timber (17 02 01)	Other (17 02 01)	~ 422.8	143.7	Other	
Construction		Plastic (excluding packaging waste) (17 02 03)	Vinyl (17 02 03)	~ 1.9	0.4	Other	
Demolition		Electrical and electronic equipment (non hazardous) (20 01 36 or 16 02 14)	Discarded equipment other than those mentioned in 16 02 09 to 16 02 13 (16 02 14)	~ 192.3	50.0	Demolition	
Demolition		Bulky waste / Furniture (20 03 07)		~ 111.1	20.0	Demolition	
Construction		Canteen/Office/Adhoc waste (20 03 01)	Office waste (20 03 01)	~ 118.4	24.9	Packaging	
Construction			Waste adhesives				

Work Package	Subcontractor	Waste type	Waste Sub Type	Estimate amount (m3)	Estimate amount (tonnes)	Likely cause	Notes
		Waste paint & varnish (non-hazardous) (08 01 12)	and sealants other than those mentioned in 08 04 09* (08 04 10)	~ 5.4	5.0	Other	
Construction		Bituminous mixtures (non hazardous e.g. asphalt) (17 03 02)	Asphalt (17 03 02)	~ 69.0	56.6	Standardised materials	
Construction		Hazardous waste*	Soils & stones containing dangerous substances (17 05 03*)	~ 48.0	60.0	Excavation	
Construction		Mixed construction and/or demolition waste (17 09 04)		~ 1,602.0	512.6	Other	
Construction		Concrete (17 01 01)		~ 801.9	1,018.4	Ordering	
Construction		Tiles and Ceramics (17 01 03)	Terrazzo grindings (17 01 03)	~ 2.7	1.6	Ordering	
Construction		Other waste		~ 506.4	106.3		
Total				7,810.9	6,068.9		

Waste management options

Supporting documents uploaded (evidence of procedures etc.): [7316931_sl_Waste-KPI-.png](#)

Waste type	Reduce (%)	Reuse (%)	Direct Recycle (%)	Recovery (%)	Energy Recovery (%)	Landfilled/ Disposal (%)	Container type	Waste Management contractor	Exemptions
Bricks (17 01 02)	onsite	0%	0%	0%	0%	0%	skip	Powerday PLC	
	offsite	0%	0%	100%	0%	0%			
Concrete (17 01 01)	onsite	0%	0%	0%	0%	0%	skip	Powerday PLC	n/a
	offsite	0%	0%	100%	0%	0%			
Insulation materials (non hazardous) (17 06 04)	onsite	0%	0%	0%	0%	0%	skip	Powerday PLC	n/a
	offsite	0%	0%	0%	100%	0%	4%		
Bulky waste / Furniture (20 03 07)	onsite	0%	0%	0%	0%	0%	skip		
	offsite	0%	100%	0%	0%	0%			
Aggregates (17 01 07)	onsite	0%	0%	0%	0%	0%	Muckaway		n/a
	offsite	0%	100%	0%	0%	0%			
Mixed packaging (15 01 06)	onsite	0%	0%	0%	0%	0%	skip	Powerday PLC	n/a
	offsite	0%	0%	60%	30%	10%	0%		
Plasterboard (17 08 02)	onsite	0%	0%	0%	0%	0%	Muckaway	Powerday PLC	n/a
	offsite	0%	0%	100%	0%	0%			
Pipes (17 02 03)	onsite	0%	0%	0%	0%	0%	skip	Powerday PLC	n/a
	offsite	0%	0%	100%	0%	0%			
Other (17 02 01)	onsite	0%	0%	0%	0%	0%	skip		n/a
	offsite	0%	0%	40%	50%	10%	0%		

Waste type		Reduce (%)	Reuse (%)	Direct Recycle (%)	Recovery (%)	Energy Recovery (%)	Landfilled/ Disposal (%)	Container type	Waste Management contractor	Exemptions
Vinyl (17 02 03)	onsite	0%	0%	0%	0%	0%	0%	skip	Powerday PLC	n/a
	offsite	0%	0%	70%	20%	10%	0%			
Office waste (20 03 01)	onsite	0%	0%	0%	0%	0%	0%	Skip	Powerday PLC	n/a
	offsite	0%	0%	40%	50%	10%	0%			
Asphalt (17 03 02)	onsite	0%	0%	0%	0%	0%	0%	skip	Powerday PLC	n/a
	offsite	0%	0%	100%	0%	0%	0%			
Other waste	onsite	0%	0%	0%	0%	0%	0%			
	offsite	0%	0%	0%	0%	0%	0%			
Mixed construction and/or demolition waste (17 09 04)	onsite	0%	0%	0%	0%	0%	0%	skip	Powerday PLC	n/a
	offsite	0%	0%	65%	35%	0%	0%			
Mixed metal (17 04 07)	onsite	0%	0%	0%	0%	0%	0%	skip	Powerday PLC	n/a
	offsite	0%	100%	0%	0%	0%	0%			
Soils & stones containing dangerous substances (17 05 03*)	onsite	0%	0%	0%	0%	0%	0%	Muckaway	Powerday PLC	n/a
	offsite	0%	99%	0%	0%	0%	1%			
Terrazzo grindings (17 01 03)	onsite	0%	0%	0%	0%	0%	0%	skip	Powerday PLC	n/a
	offsite	0%	0%	100%	0%	0%	0%			
Discarded equipment other than those mentioned in 16 02 09 to 16 02 13 (16 02 14)	onsite	0%	0%	0%	0%	0%	0%	skip	Powerday PLC	n/a
	offsite	0%	0%	0%	85%	15%	0%			
Waste adhesives	onsite	0%	0%	0%	0%	0%	0%	skip	Powerday PLC	n/a

Waste type	Reduce (%)	Reuse (%)	Direct Recycle (%)	Recovery (%)	Energy Recovery (%)	Landfilled/ Disposal (%)	Container type	Waste Management contractor	Exemptions
and sealants other than those mentioned in 08 04 09* (08 04 10)	0%	0%	45%	45%	10%	0%			
Overall target	0%	22%	51%	23%	3%	1%			

Duty of care

Waste Management Contractor Name	Waste carrier license number	Issue date	Expiry date	Waste Transfer notes storage location
AABC HAULAGE LIMITED	CBDU552120	18/9/2024	18/9/2027	
B F A RECYCLING LIMITED				
Waste site name				Recycling rates added
				generic product specific
B F A RECYCLING LIMITED : New Years Green Lane : EB3931RY	EB3931RY	3/4/2012	✗	✗
FCC ENVIRONMENT (UK) LIMITED				
Waste site name				Recycling rates added
				generic product specific
FCC ENVIRONMENT (UK) LIMITED : West Drayton Coal Depot : WE4594AB	WE4594AB	14/6/2022	✗	✗
FOLEY HAULAGE LIMITED	CBDU160832	3/2/2026	3/3/2029	
Waste site name				Recycling rates added
				generic product specific
FOLEY HAULAGE LIMITED : Land Off Holloway Lane : JB3209LR	JB3209LR	21/8/2020	✗	✗
Powerday PLC	CBDU123332	7/9/2022	12/9/2025	Powerday user web page
Waste site name				Recycling rates added
				generic product specific
Bermondsey	DL167	10/10/2001	✓	✓
Brixton	EPR/JB3637RK/T001	27/6/2012	✓	✓
Canning Town	EPR/KB3507UG	25/11/2021	✓	✓
Enfield Waste Management Facility	EPR/AP3391NF	8/10/2015	✓	✓
Holloway Lane Materials Recycling Facility	EPR/JB3400HB/T001	20/7/2020	✓	✓
POWERDAY PLC : Holloway Lane : JB3400HB	JB3400HB	20/9/2002	✗	✗

Waste Management Contractor Name	Waste carrier license number	Issue date	Expiry date	Waste Transfer notes storage location
POWERDAY PLC : Thorney Mill Road : LB3705GA	LB3705GA	30/7/2010	✗	✗
Willesden - Old Oak Sidings	EPR/PP3093EE	16/12/2019	✓	✓
Wimbledon	EPR/HB3802GH	28/11/2019	✓	✓
Toureen Contractors Ltd	CBDU127229	3/10/2025	8/10/2028	
WRG (MIDLANDS) LIMITED				
Waste site name			Recycling rates added	
			generic	product specific
WRG (MIDLANDS) LIMITED : Drury Way : JB3508FW	JB3508FW	26/1/2018	✗	✗

Please note, there is no longer a requirement for any premises in England to register with the Environment Agency, even if they produce or store over 500kg of hazardous waste per year.

Have you registered with Natural Resources Wales (NRW) as a hazardous waste producer?

If so, please provide your hazardous waste registration number:

Date of issue: Date of expiry:

Training / Communication

Training

Everyone on site should receive relevant training which should include:

- The SWMP
- Roles and responsibilities
- Waste procedures on site
- Hazardous waste
- Duty of care / responsibilities
- Materials storage.

The following types of training are being undertaken:

Induction : ✓
Tool box talks : ✓
Workshops : ✓
Other :

The training log is kept at: On Sharepoint

This table can also be used as a training log

Name	Company	Date	Who trained by	Type of training	Date next training due
------	---------	------	----------------	------------------	------------------------

Communication

The plan is being communicated by:

Meetings : ✓
Posters : ✓
Feedback from staff : ✓
other, please state :

Waste Data

If you have entered any waste data then it will be summarised below.

Tonnage

Total waste generated to date		443.4 t
Percentage segregated		0%
Project - waste per 100m ² of floor area (t/100m ²)		2.3
Project - waste per £100K of project cost (t/£100K)		4.4
Reused on site		0.0 t
Reused off site		0.0 t
Total reused	0.0 t	0.0%
Recycled on site		0.0 t
Recycled off site		96.4 t
Total recycled	96.4 t	21.7%
Recovered on site		0.0 t
Total recovered off site at licensed facilities		173.5 t
Total recovered	173.5 t	39.1%
Energy Recovered on site		0.0 t
Total Energy recovered off site at licensed facilities		0.0 t
Total Energy recovered	0.0 t	0.0%
Disposed off site		0.0 t
Disposed from licensed facilities		173.5 t
Total disposed	173.5 t	39.1%
Total waste diverted from landfill	269.9 t	60.9%

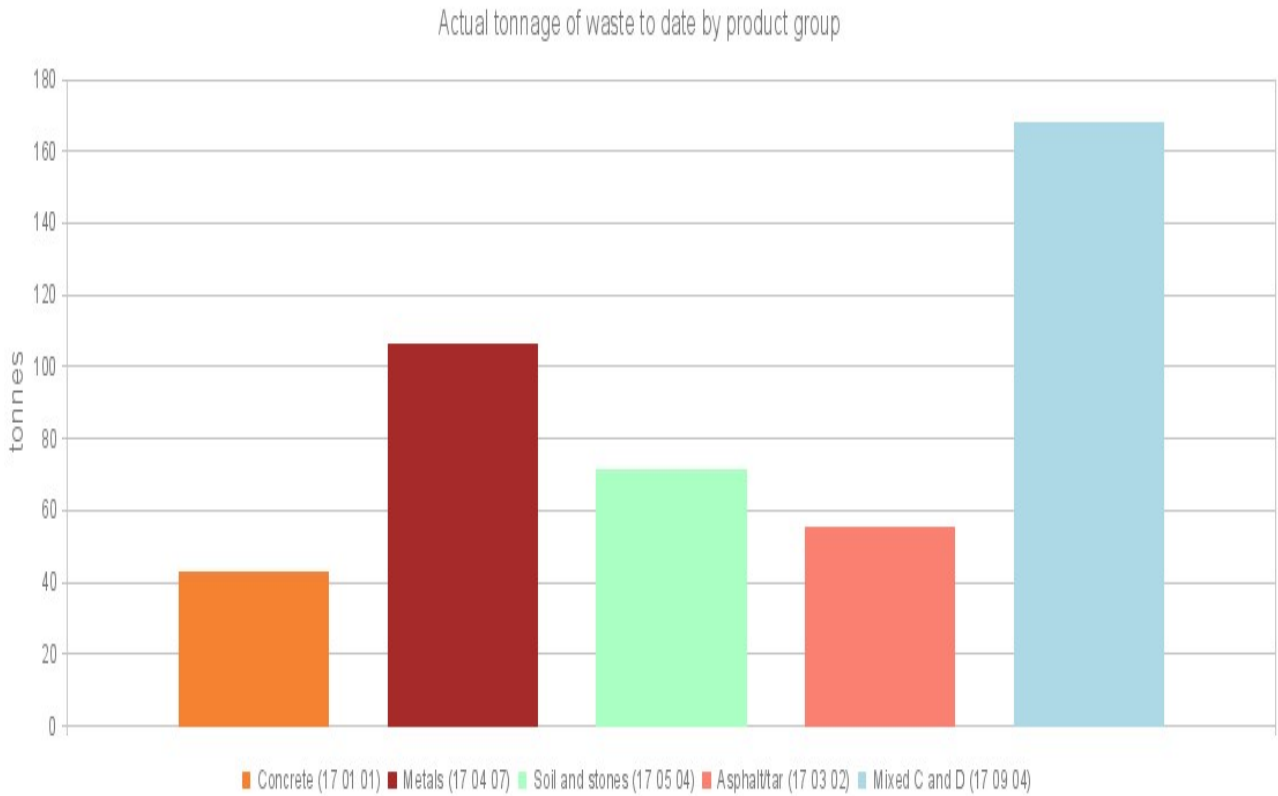
Waste types and routes

Project Performance	Tonnage	Mixed	Segregated	Waste management routes percentages					tonnes/100m ² / £100k	tonnes
	(tonnes)	(%)	(%)	Reuse	Recovery	Recycle	Disposal	Energy Recovery		
Bricks (17 01 02)	0.00	0	100	-	-	-	-	-	0.0	0.0
Tiles and Ceramics (17 01 03)	0.00	0	100	-	-	-	-	-	0.0	0.0
Concrete (17 01 01)	42.86	100	0	0	50	0	50	0	0.2	0.4
Inert (17 01 07)	0.00	0	100	-	-	-	-	-	0.0	0.0
Insulation materials (non hazardous) (17 06 04)	0.00	0	100	-	-	-	-	-	0.0	0.0
Metals (17 04 07)	106.03	100	0	0	5	91	5	0	0.6	1.1
Packaging materials (15 01 06)	0.00	0	100	-	-	-	-	-	0.0	0.0
Plasterboard / Gypsum (17 08 02)	0.00	0	100	-	-	-	-	-	0.0	0.0
Binders (17 01 01)	0.00	0	100	-	-	-	-	-	0.0	0.0
Plastic (excluding packaging waste) (17 02 03)	0.00	0	100	-	-	-	-	-	0.0	0.0
Timber (17 02 01)	0.00	0	100	-	-	-	-	-	0.0	0.0
Textiles (20 01 11)	0.00	0	100	-	-	-	-	-	0.0	0.0
Electrical and electronic equipment (non hazardous) (20 01 36 or 16 02 14)	0.00	0	100	-	-	-	-	-	0.0	0.0
Bulky waste / Furniture (20 03 07)	0.00	0	100	-	-	-	-	-	0.0	0.0
Canteen/Office/Adhoc waste (20 03 01)	0.00	0	100	-	-	-	-	-	0.0	0.0
Liquids (16 10 02)	0.00	0	100	-	-	-	-	-	0.0	0.0
Waste paint & varnish (non-hazardous) (08 01 12)	0.00	0	100	-	-	-	-	-	0.0	0.0
Oils (13 01 13*)	0.00	0	100	-	-	-	-	-	0.0	0.0

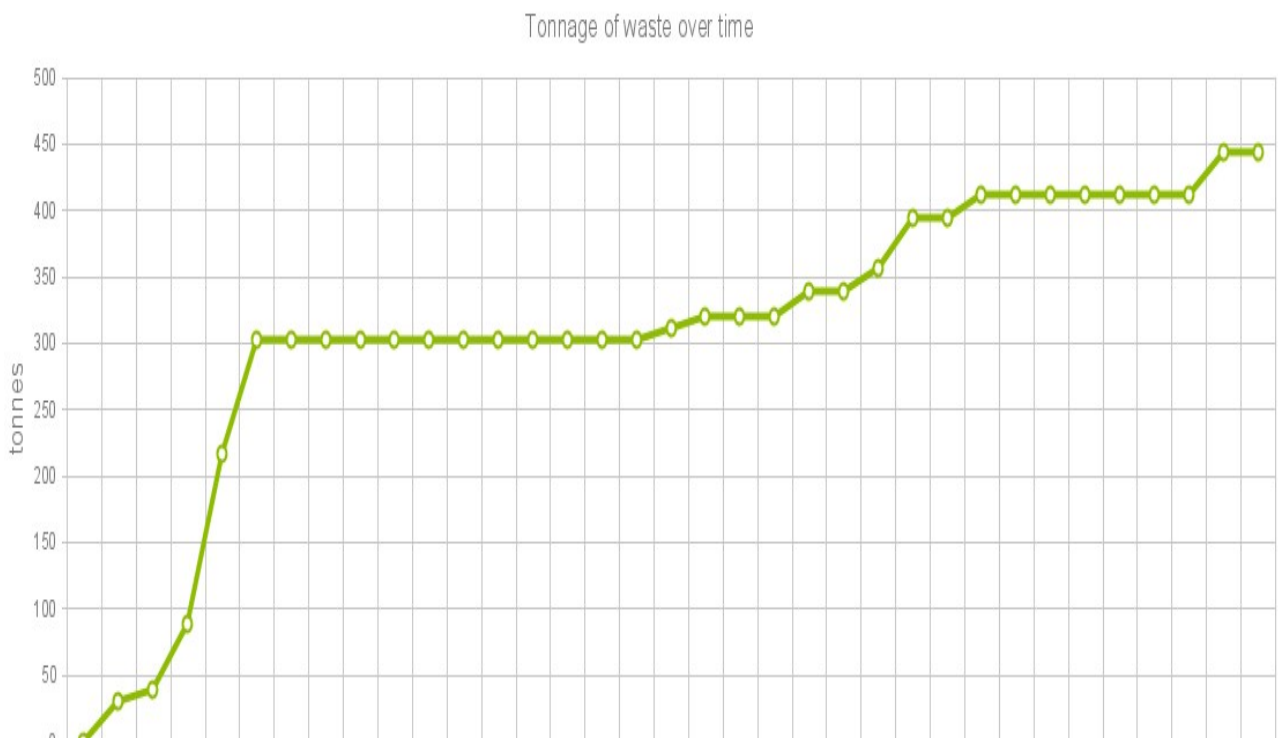
Project Performance	Tonnage	Mixed	Segregated	Waste management routes percentages					tonnes/100m ²	tonnes / £100k
	(tonnes)	(%)	(%)	Reuse	Recovery	Recycle	Disposal	Energy Recovery		
Soil and stones other than those mentioned in 17 05 03 (17 05 04)	71.25	100	0	0	50	0	50	0	0.4	0.7
Bituminous mixtures (non hazardous e.g. asphalt) (17 03 02)	55.35	100	0	0	50	0	50	0	0.3	0.6
Wastes from physico/chemical treatments of waste (including dechromatation, decyanidation, neutralisation) (19 02)	0.00	0	100	-	-	-	-	-	0.0	0.0
Wastes from the mechanical treatment of waste (for example sorting, crushing, compacting, pelletising) not otherwise specified (19 12)	0.00	0	100	-	-	-	-	-	0.0	0.0
Wastes from soil and groundwater remediation (19 13)	0.00	0	100	-	-	-	-	-	0.0	0.0
Hazardous waste*	0.00	0	100	-	-	-	-	-	0.0	0.0
Other waste	0.00	0	100	-	-	-	-	-	0.0	0.0
Mixed construction and/or demolition waste (17 09 04)	167.90	100	0	0	50	0	50	0	0.9	1.7

Summary Charts

Actual tonnage of waste to date by product group

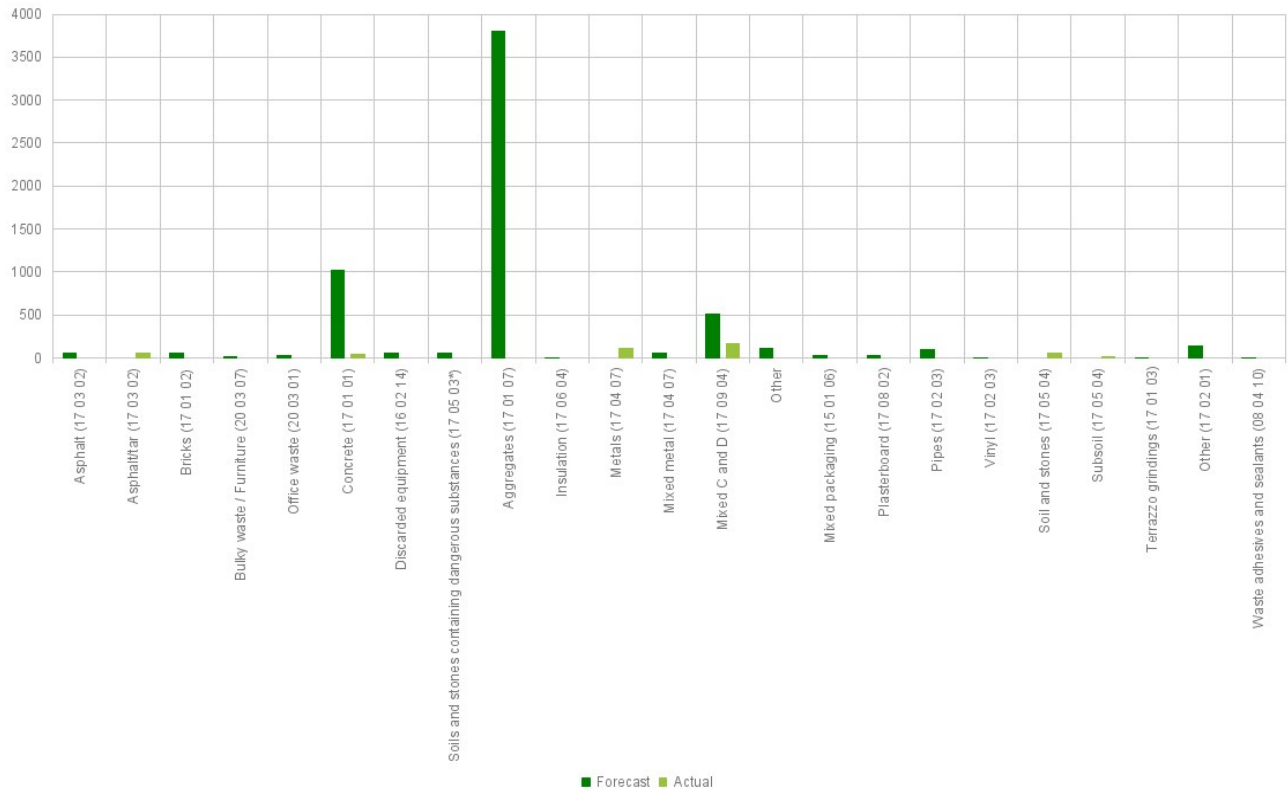


Tonnage of waste over time



SWMP Actual Volume Vs Forecast Chart

SWMP Actual Tonnage Vs Forecast Chart



Current actual waste quantities versus forecasted quantities

Waste type	Waste Sub Type	Forecast quantity (tonnes)	Actual (tonnes)	Difference	% Difference
Bituminous mixtures (non hazardous e.g. asphalt) (17 03 02)	Asphalt (17 03 02)	56.6	0.0	56.59	-100.0
Bituminous mixtures (non hazardous e.g. asphalt) (17 03 02)		0.0	55.4	-55.35	-
Bricks (17 01 02)		49.3	0.0	49.27	-100.0
Bulky waste / Furniture (20 03 07)		20.0	0.0	20.0	-100.0
Canteen/Office/Adhoc waste (20 03 01)	Office waste (20 03 01)	24.9	0.0	24.86	-100.0
Concrete (17 01 01)		1018.4	42.9	975.55	-95.79
Electrical and electronic equipment (non hazardous) (20 01 36 or 16 02 14)	Discarded equipment other than those mentioned in 16 02 09 to 16 02 13 (16 02 14)	50.0	0.0	50.0	-100.0
Hazardous waste*	Soils & stones containing dangerous substances (17 05 03*)	60.0	0.0	60.0	-100.0
Inert (17 01 07)	Aggregates (17 01 07)	3798.7	0.0	3798.69	-100.0
Insulation materials (non hazardous) (17 06 04)		3.1	0.0	3.07	-100.0
Metals (17 04 07)		0.0	106.0	-106.03	-
Metals (17 04 07)	Mixed metal (17 04 07)	53.0	0.0	53.02	-100.0
Mixed construction and/or demolition waste (17 09 04)		512.6	167.9	344.75	-67.25
Other waste		106.3	0.0	106.35	-100.0
Packaging materials (15 01 06)	Mixed packaging (15 01 06)	30.9	0.0	30.92	-100.0
Plasterboard / Gypsum (17 08 02)	Plasterboard (17 08 02)	34.3	0.0	34.29	-100.0
Plastic (excluding packaging waste) (17 02 03)	Pipes (17 02 03)	100.0	0.0	100.0	-100.0
Plastic (excluding packaging waste) (17 02 03)	Vinyl (17 02 03)	0.4	0.0	0.44	-100.0
Soil and stones other than those mentioned in 17 05 03 (17 05 03)		0.0	53.4	-53.44	-

Waste type	Waste Sub Type	Forecast quantity (tonnes)	Actual (tonnes)	Difference	% Difference
04)					
Soil and stones other than those mentioned in 17 05 03 (17 05 04)	Subsoil (17 05 04)	0.0	17.8	-17.81	-
Tiles and Ceramics (17 01 03)	Terrazzo grindings (17 01 03)	1.6	0.0	1.61	-100.0
Timber (17 02 01)	Other (17 02 01)	143.7	0.0	143.74	-100.0
Waste paint & varnish (non-hazardous) (08 01 12)	Waste adhesives and sealants other than those mentioned in 08 04 09* (08 04 10)	5.0	0.0	5.0	-100.0
		Forecast %	Actual %		
Reuse		22	0.0		
Direct recycle		51	21.7		
Recovery		23	39.1		
Energy Recovery		3	0.0		
Landfilled/Disposal		1	39.1		

Ongoing review of implementation

This table logs any changes that may have been made to the SWMP.
Snapshots captured (Can be viewed in SmartWaste)

Date	Name	Summary/ Actions carried out
7/2/2025	Tezeta Shimelis	First draft
6/8/2025	Greg Mitrovski	Review
25/2/2026	Tezeta Shimelis	Waste Management Option has been revised.

Completion review

This section must be filled in within 3 months of the work being completed on this project (i.e. project finish):

We confirm that the plan has been monitored on a regular basis to ensure that work was progressing to the plan and the plan was updated: ✓

Signature

Print name

Date

This stage is designed to help you evaluate the success of your SWMP, and to identify key 'lessons learnt'; to use on your future project, it is helping you strive for continual improvement.

Please review how successful you believe the implementation of the SWMP was:

Please explain any deviation from the original plan:

This is first draft which includes generating waste forecast

Estimate of cost savings achieved: £0

Action planned for next project:

Please provide a comparison of the estimated quantities of each waste type against the actual quantities.

If you have used SmartWaste for measuring waste on this project, the data supplied in step 9 will help with this)

Snapshot of Actual versus Forecast waste on 18/7/2025

Waste type	Forecast (tonnes)	Actual (tonnes)	% Difference	Comments
Bricks (17 01 02)	18.2	0.0	-100.0	
Bulky waste / Furniture (20 03 07)	20.0	0.0	-100.0	
Concrete (17 01 01)	69.5	0.0	-100.0	
Discarded equipment other than those mentioned in 16 02 09 to 16 02 13 (16 02 14)	50.0	0.0	-100.0	
Insulation materials (non hazardous) (17 06 04)	3.1	0.0	-100.0	
Metals (17 04 07)	0.0	0.0	-	
Mixed construction and/or demolition waste (17 09 04)	112.0	39.9	-64.4	
Mixed metal (17 04 07)	6.9	0.0	-100.0	
Mixed packaging (15 01 06)	7.0	0.0	-100.0	
Office waste (20 03 01)	20.0	0.0	-100.0	
Other (17 02 01)	25.4	0.0	-100.0	
Pipes (17 02 03)	100.0	0.0	-100.0	
Plasterboard (17 08 02)	17.0	0.0	-100.0	
Soils & stones containing dangerous substances (17 05 03*)	60.0	0.0	-100.0	
Terrazzo grindings (17 01 03)	1.6	0.0	-100.0	
Vinyl (17 02 03)	0.4	0.0	-100.0	
Waste adhesives and sealants other than those mentioned in 08 04 09* (08 04 10)	5.0	0.0	-100.0	
Bituminous mixtures (non hazardous e.g. asphalt) (17 03 02)	0.0	0.0	-	
Asphalt (17 03 02)	1.9	0.0	-100.0	
Aggregates (17 01 07)	3,040.0	0.0	-100.0	
Totals:	3,558.1	39.9	-98.9	

Confirmation (within 3 months)

Confirmation (within 3 months) : ✓

Signature

Print name

Date

This plan should be kept at either the principal contractor's place of business or at the site of the project for 2 years

Appendix

Appendix 1: Cost data

Cost data is summarised below

Summary information

Total cost of waste removal	£0.00
Waste cost/£100K	£0.00
Waste cost/100m ²	£0.00
Waste cost as % of project cost	0.0%
Waste cost/tonne	£0.00

Waste types and routes

Cost of non-hazardous waste / tonne	£0.00
Cost of inert waste / tonne	£0.00
Cost of hazardous waste / tonne	£0.00
Hazardous waste removal cost as a % of total waste removal cost	0%
Segregated waste removal cost as a % of total waste removal cost	0%
Mixed waste removal cost as a % of total waste removal cost	0%
Inert waste removal cost as a % of total waste removal cost	0%
Active waste removal cost as a % of total waste removal cost	0%

Appendix 2: Subcontractors

- Toureen Contractors Ltd

Appendix 3: Users

- Dan Friend
- Diana Chavarria
- Kaan Harmanda
- Katie Blondell
- Sarah Branton

