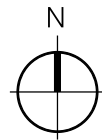
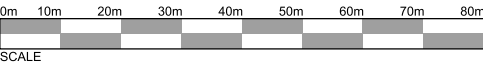


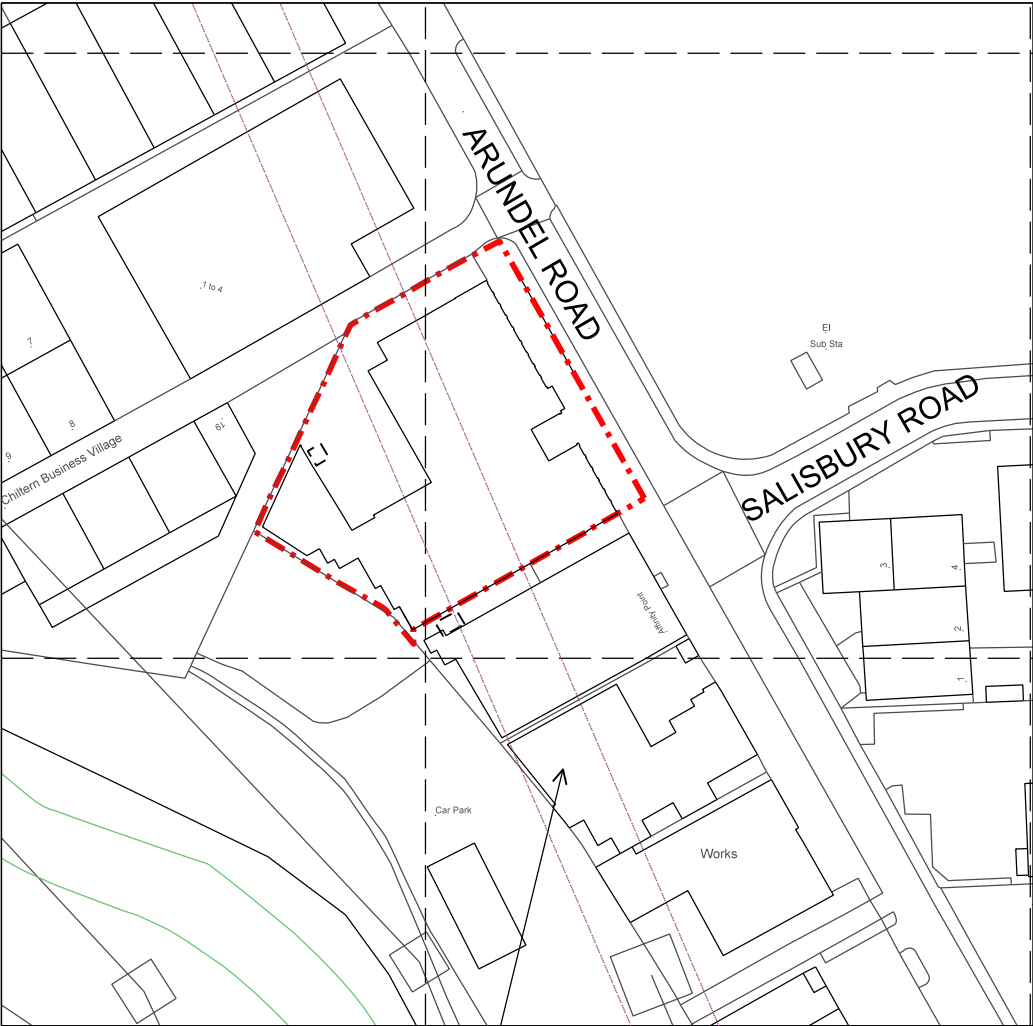
THIS DRAWING IS PROTECTED BY COPYRIGHT AND MUST NOT BE COPIED OR REPRODUCED WITHOUT THE WRITTEN CONSENT OF R.G. PARTNERSHIP LIMITED. NO DIMENSIONS ARE TO BE SCALED FROM THIS DRAWING. ALL DIMENSIONS AND SIZES TO BE CHECKED ON SITE. NORTH POINTS SHOWN ARE INDICATIVE. ©

SITE SPECIFIC HAZARDS

IN ACCORDANCE WITH THE REQUIREMENTS OF THE CDM REGULATIONS 2015 THE FOLLOWING SIGNIFICANT RESIDUAL HAZARDS HAVE NOT BEEN DESIGNED OUT OF THIS PROJECT AND MUST BE TAKEN INTO CONSIDERATION BY CONTRACTORS PLANNING TO UNDERTAKE THE WORKS SHOWN ON THIS DRAWING:



Site Boundary



Existing overhead power line

A	21.01.20	UPDATED WITH SURVEY	WCS
REV.	DATE	NOTES	INIT.

CLIENT / PROJECT
CYRIL LEONARD
UXBRIDGE INDUSTRIAL ESTATE
BARTON BUILDINGS, UB8 2SN
DRAWING TITLE
EXISTING SITE LOCATION PLAN

STATUS				
PLANNING ISSUE				
DATE		DRAWN		SCALE @ A3
15.05.19		JT		1:1250
PROJECT NUMBER	UNIT / BLOCK	CI / SFB CODE	TYPE & NUMBER	REVISION LETTER
DRAWING NO.				
10773		L	001	A
Site Location Plans	L	GA Plans	P	Elevations
Sections	S	Details	D	Prefix Colour

THE RATCLIFFE GROVES PARTNERSHIP

LONDON
19 BEDFORD ROW
LONDON WC1R 4EB
T. 020 7600 6666 E. london@rgp.uk.com
www.rgp.uk.com

MANCHESTER
105 MANCHESTER ROAD
BURY LANCASHIRE BL9 0TD
T. 0161 797 6000 E. manchester@rgp.uk.com