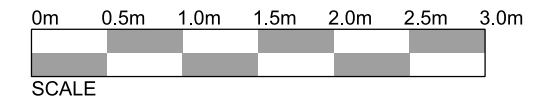


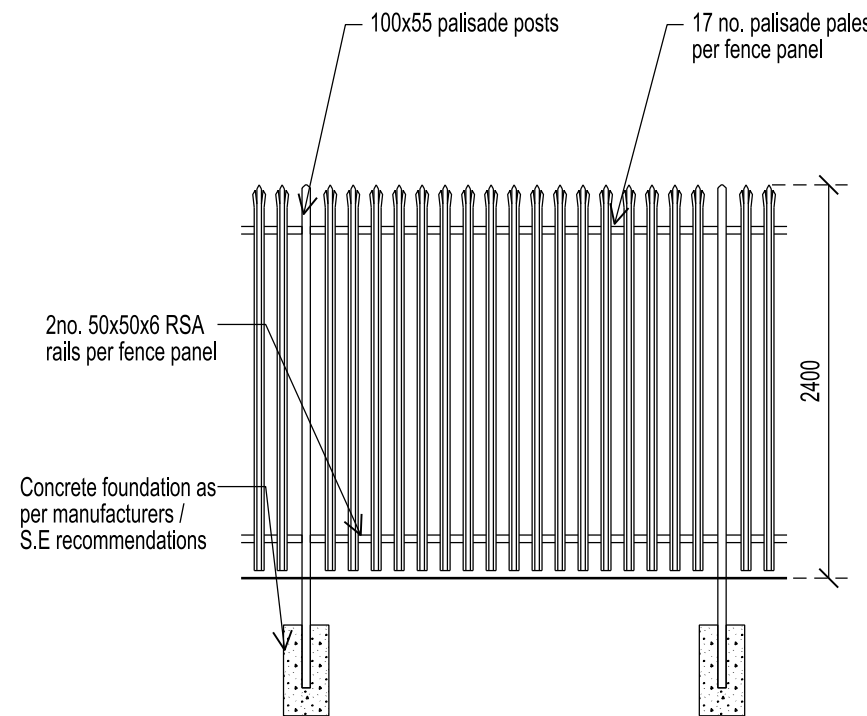
THIS DRAWING IS PROTECTED BY COPYRIGHT AND MUST NOT BE COPIED OR REPRODUCED WITHOUT THE WRITTEN CONSENT OF R.G. PARTNERSHIP LIMITED. NO DIMENSIONS ARE TO BE SCALED FROM THIS DRAWING. ALL DIMENSIONS AND SIZES TO BE CHECKED ON SITE. NORTH POINTS SHOWN ARE INDICATIVE. ©

SITE SPECIFIC HAZARDS

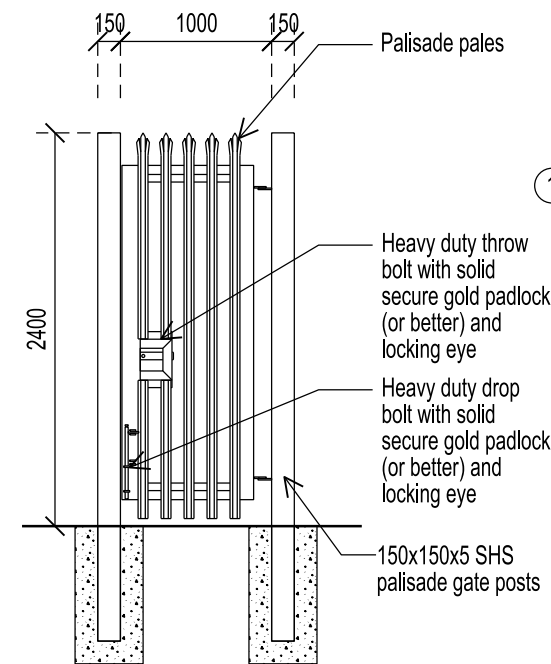
IN ACCORDANCE WITH THE REQUIREMENTS OF THE CDM REGULATIONS 2015 THE FOLLOWING SIGNIFICANT RESIDUAL HAZARDS HAVE NOT BEEN DESIGNED OUT OF THIS PROJECT AND MUST BE TAKEN INTO CONSIDERATION BY CONTRACTORS PLANNING TO UNDERTAKE THE WORKS SHOWN ON THIS DRAWING:



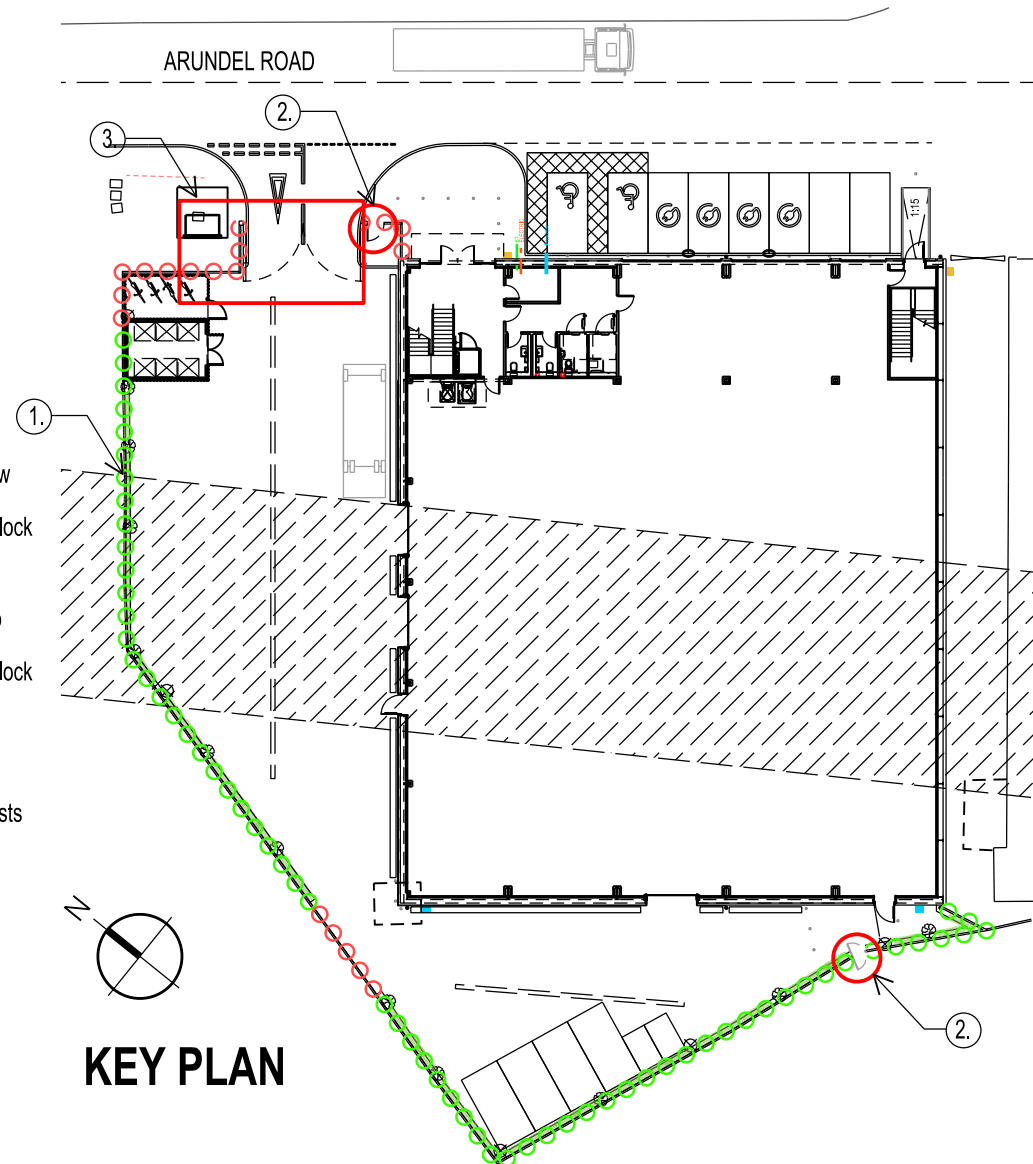
- ○ ○ ○ ○ Palisade fence
- ○ ○ ○ ○ Palisade fence with climbing plant.
Please refer to drawing no. 10773-T-M001



1. TYPICAL PALISADE FENCE PANEL ELEVATION



2. TYPICAL PALISADE GATE ELEVATION

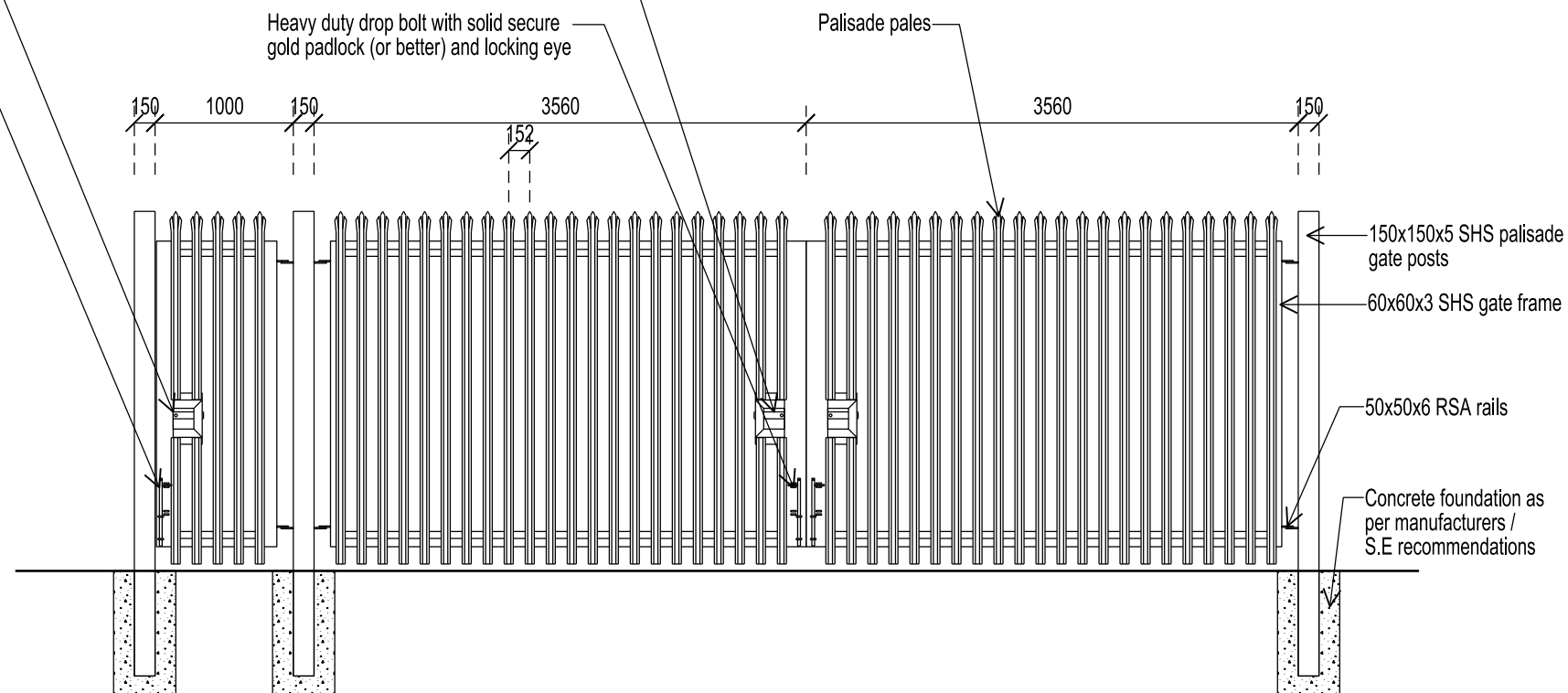


Heavy duty throw bolt with solid secure gold padlock (or better) and locking eye

Heavy duty drop bolt with solid secure gold padlock (or better) and locking eye

Heavy duty throw bolt with solid secure gold padlock (or better) and locking eye

Heavy duty drop bolt with solid secure gold padlock (or better) and locking eye



3. PALISADE GATE & DOUBLE GATES ELEVATION

REV.	DATE	NOTES	INIT.
------	------	-------	-------

CLIENT / PROJECT
CYRIL LEONARD
UXBRIDGE INDUSTRIAL ESTATE
BARTON BUILDINGS, UB8 2SN

DRAWING TITLE
PROPOSED FENCE & GATE DETAILS

STATUS
CONSTRUCTION

DATE	DRAWN	SCALE @ A3
05.01.22	WCS	1:50

PROJECT NUMBER	UNIT / BLOCK	CI / SFB CODE	TYPE & NUMBER	REVISION LETTER
----------------	--------------	---------------	---------------	-----------------

DRAWING NO.

10773	C	D009	C1
-------	---	------	----

Site Location Plans	L	GA Plans	P	Elevations	E
Sections	S	Details	D	Prefix Colour	C

THE RATCLIFFE GROVES PARTNERSHIP

LONDON
19 BEDFORD ROW
LONDON WC1R 4EB
T. 020 7600 6666 E. london@rgp.uk.com
www.rgp.uk.com

MANCHESTER
105 MANCHESTER ROAD
BURY LANCASHIRE BL9 0TD
T. 0161 797 6000 E. manchester@rgp.uk.com

RGF architects

