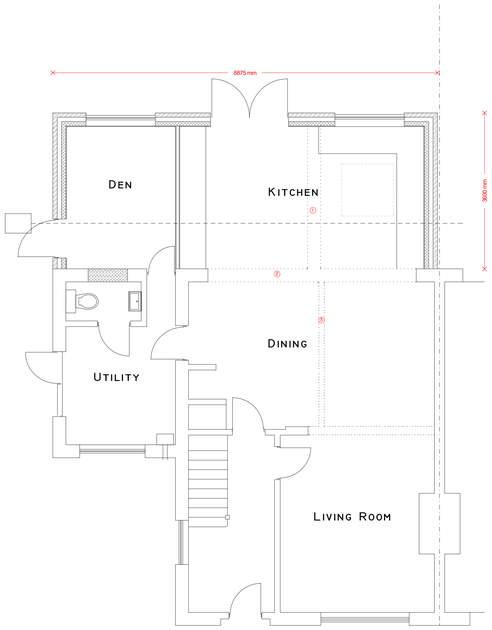

① Assume 203UC46
② Assume 203UC71
③ Assume 152UC23

PROPOSED GROUND FLOOR PLAN

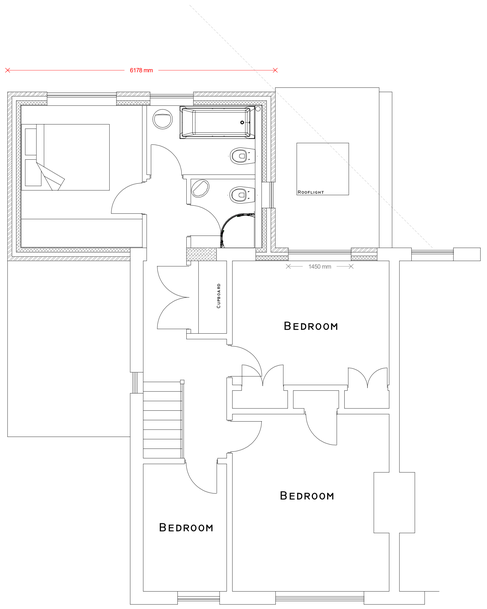

PROPOSED FIRST FLOOR PLAN



PROPOSED ROOF PLAN

SCALE BAR SCALE 1:50
0 1m 2m 3m 4m 5m

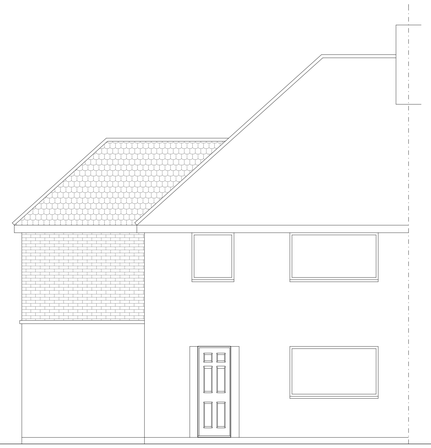

PROPOSED FRONT ELEVATION

PROPOSED SIDE ELEVATION

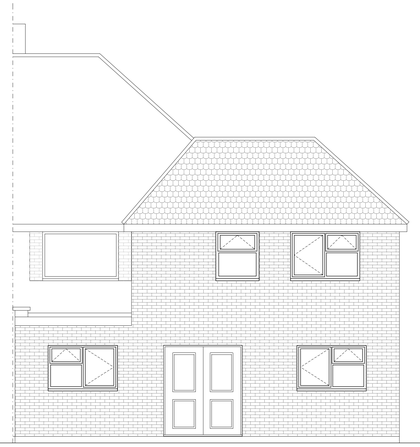

PROPOSED REAR ELEVATION

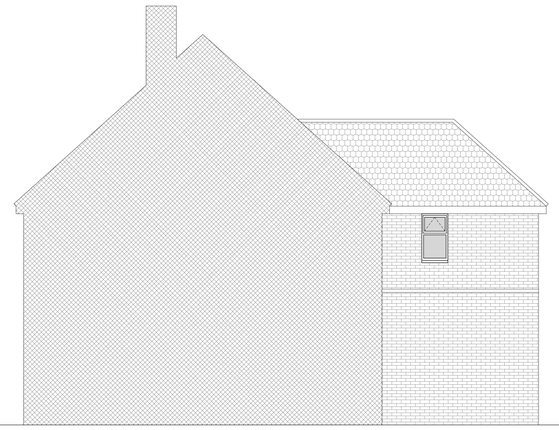

PROPOSED FLANK ELEVATION

17 Nine Elms Close
Cowley

PLAN	Proposed Floor Plans
PROJECT	Two Storey/Single Storey Rear Extension

General Notes:
1. All dimensions to be checked on site prior to construction any discrepancies should be reported to the highford design
2. All drawings are indicative of architects visual requirements only and show design intent only.
As this is a computer drawing scale of drawings can vary on printing check on site for setting-out
Copyright: **Highford Design 2016**
This drawing should not be used to calculate areas for the purpose of valuations. All dimensions to be checked on site by contractor and such dimensions to be their responsibility. Do not scale drawing

DWG No
03
Rev: - e

Date: October 2020
Project: 17 Nine Elms Close, Cowley
Scale 1:50 @ A0
Checked: AW
Drawing Title: Proposed Floor Plans
Status: Planning
Job No: 288

Highford
Design and Build Limited
27 Bellamy Close, Ickenham, Middlesex. UB10 8SJ
email: info@highforddesign.co.uk - web: www.highforddesign.co.uk
telephone: 01895 622575 - mobile: 07957 390205