Rev: A

Drawing Number: 60486237-H501-DWG-2301

File ref - \\ukcrd1fp001\ukcrd1fp001-v ftl\projects\structures - lohsc nw – structures 4\03 execution\h501 botwell bridge ext\8 cad\6 - detailed design\60486237-h501-dwg-2301.dwg

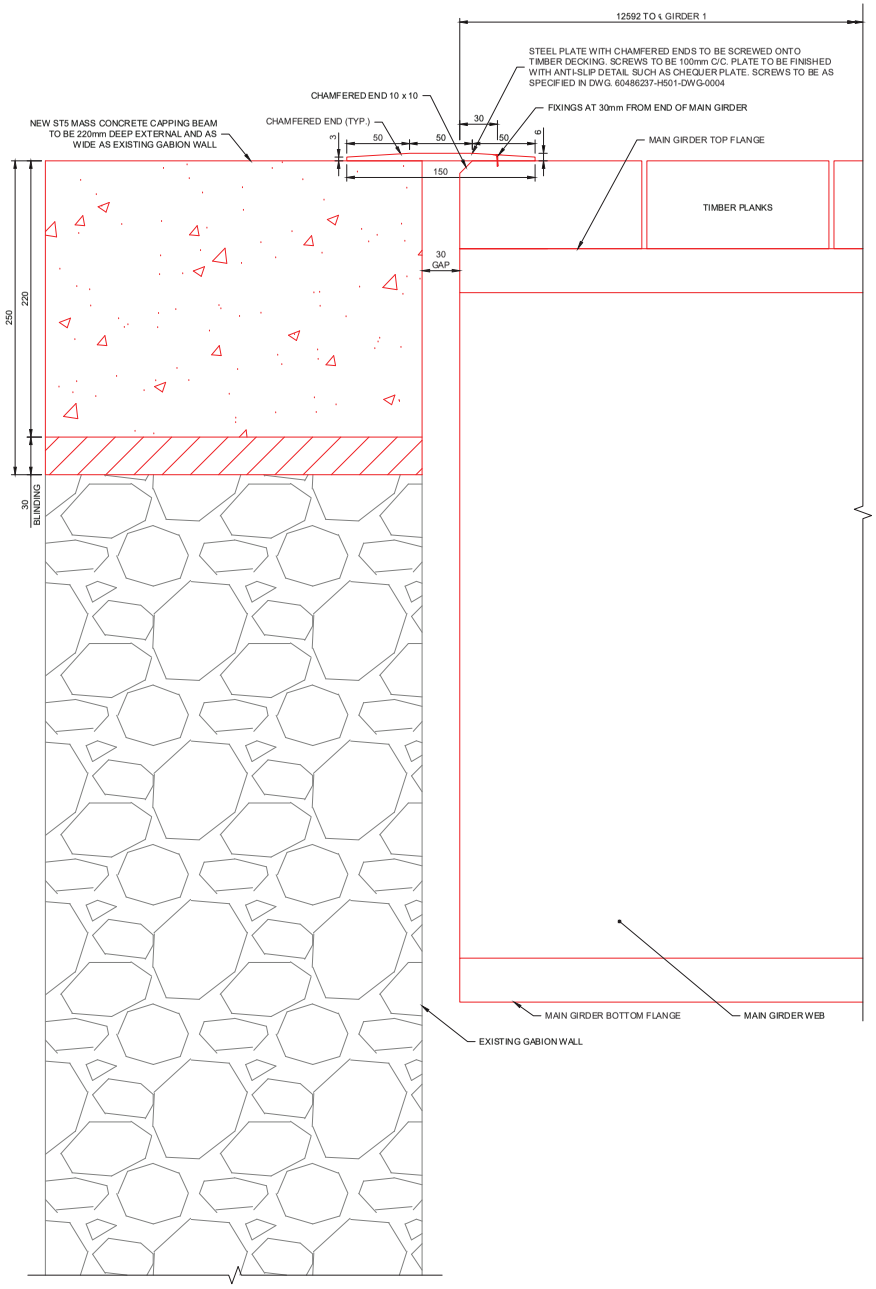

EXPANSION JOINT DETAIL AT BRIDGE END (TYP.)

SCALE 1:2

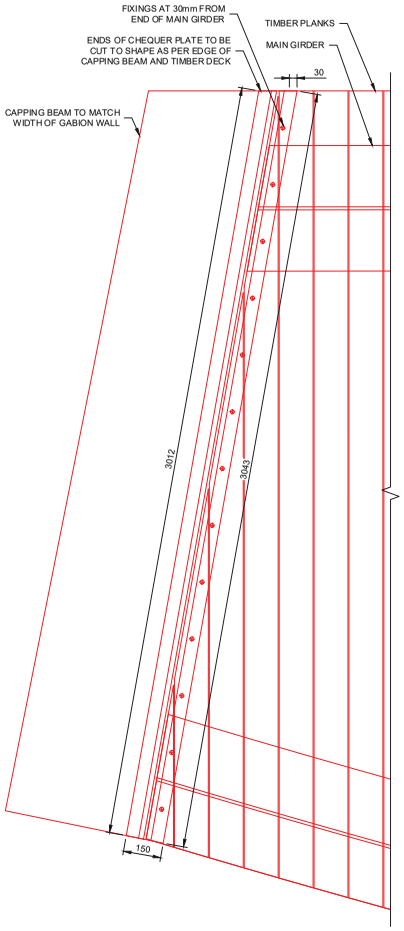

PLAN ON SOUTH CHEQUER PLATE

SCALE 1:10

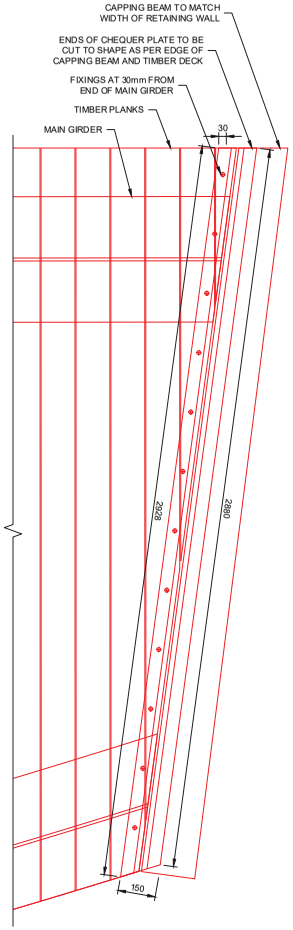

PLAN ON NORTH CHEQUER PLATE

SCALE 1:10

NOTES

1. DO NOT SCALE FROM THIS DRAWING
2. ALL DIMENSIONS ARE IN mm UNLESS SPECIFIED OTHERWISE
3. PARAPET REMOVAL IN ACCORDANCE WITH SITE CLEARANCE DRAWINGS TBC
4. BLINDING CONCRETE TO BE CATEGORY ST1 IN ACCORDANCE WITH BS 8500-2:2015

LEGEND

- EXISTING STRUCTURE
- PROPOSED BOARDWALK STRUCTURE

Safety, Health and Environmental Information

Notes below are additional to hazards/risks normally associated with this type of work. Numbers correspond to Risk Register references. Pre-Construction Information: 60486237-H501-PCI-001-A

Construction

CO7 Steelwork to have pre-drilled holes to eliminate the need for drilling on site over water

Operations & Maintenance

No risk identified

Dismantling / Demolition (Future)

No risk identified

Refer to general notes and the Principal Contractor for more information about the risks associated with this work.

NOT FOR CONSTRUCTION

Rev	Revision details	Chkd	Appd	Date
A	ISSUED FOR DETAILED DESIGN	DC	JSG	22/11/19

Drawn:	DT	Preliminary	
Design:	AC	For comment	✓
Chkd:	DC	For tender	
Appd:	JSG	For construction	
Date:	NOV 2019	As constructed	
		Other	

LONDON HIGHWAYS ALLIANCE

CONWAY AECOM

Project Name

BOTWELL BRIDGE WIDENING

Drawing Title

BRIDGE EXPANSION JOINTS

Original Drawing Size : A1	Dimensions : mm
Scale : AS SHOWN	Copyright © ConwayAecom

Drawing No 60486237-H501-DWG-2301 Rev A

This drawing has been prepared for the use of CONWAY AECOM to client. It may not be used, modified, reproduced or relied upon by third parties, except as agreed by CONWAY AECOM or as required by law. CONWAY AECOM accepts no responsibility, and denies any liability whatsoever, to any party that uses or relies on this drawing without CONWAY AECOM's express written consent. Do not scale this document. All measurements must be obtained from the stated dimensions.