File ref - \\ukcrd1fp001\ukcrd1fp001-v ftl\projects\structures - lohac nw – structures 4\03 execution\h501 botwell bridge ext\8 cad\6 - detailed design\60486237-h501-dwg-1803.dwg

Rev: A

Drawing Number: 60486237-H501-DWG-1803

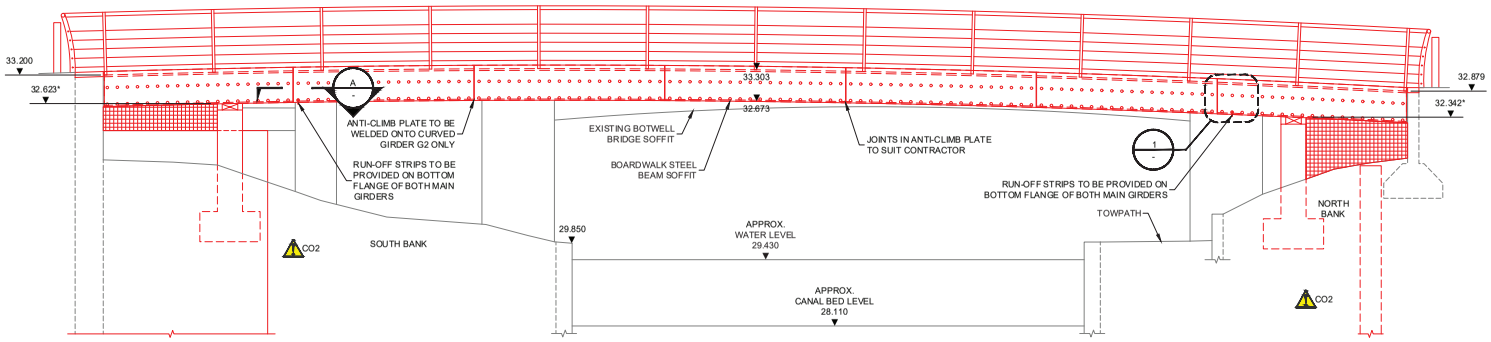

ELEVATION ON ANTI-CLIMB PLATE

SCALE 1:50

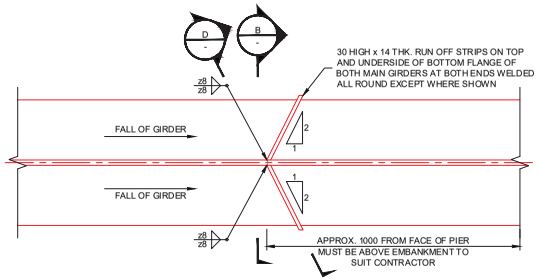

A | PLAN ON SOUTH BANK RUN OFF STRIP (NORTH BANK SIMILAR BUT HANDED)

SCALE 1:10

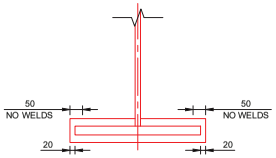

B | SECTION THROUGH RUN-OFF STRIP ON MAIN GIRDERS G1 AND G2

SCALE 1:10

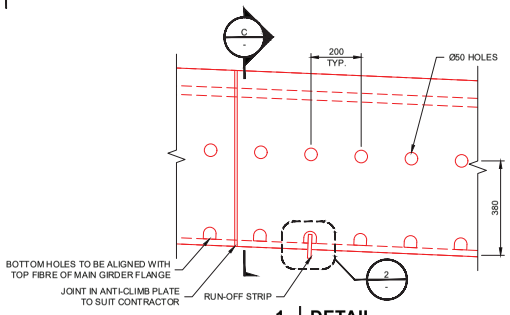

1 | DETAIL

SCALE 1:10

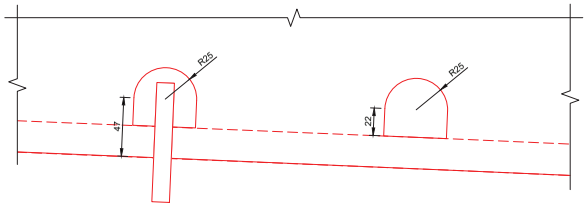

2 | DETAIL

SCALE 1:10

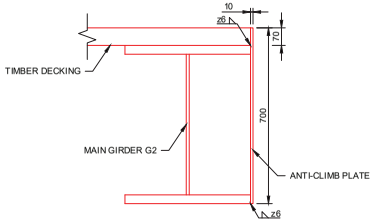

C | SECTION

SCALE 1:10

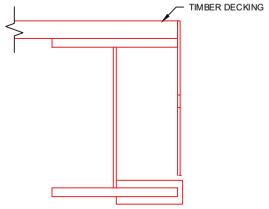

D | SECTION

SCALE 1:10

NOTES

1. DO NOT SCALE FROM THIS DRAWING
2. ALL DIMENSIONS ARE IN mm UNLESS SPECIFIED OTHERWISE
3. LEVELS AND SETTING OUT POINT COORDINATES ARE IN METRES TO ORDNANCE SURVEY NATIONAL DATUM
4. STEEL GRADE OF ANTI-CLIMB PLATE AND RUN-OFF STRIPS TO MATCH THAT OF THE MAIN GIRDER. REFER TO DRAWING 60486237-H501-DWG-1801
5. FOR STEELWORK GENERAL NOTES REFER TO DRAWING 60486237-H501-DWG-1801
6. FOR WELD GENERAL NOTES REFER TO 60486237-H501-DWG-1801

LEGEND

- EXISTING STRUCTURE
- PROPOSED BOARDWALK STRUCTURE

Safety, Health and Environmental Information

Notes below are additional to hazards/risks normally associated with this type of work. Numbers correspond to Risk Register references. Pre-Construction Information: 60486237-H501-PCI-001-A

Construction

- CO3 Buried services present in close proximity to existing bridge parapet.
- CO4 Existing towpath and banks have limited live load capacity (5 kN/m²). Heavy plant and equipment to be prohibited from this area.
- CO5 Main girders to be lifted in braced pairs. Contractor to guarantee stability and determine most suitable lifting operation
- CO6 Excavation operations to be carried out only with low flooding risk
- CO7 Steelwork to have pre-drilled holes to eliminate the need for drilling on site over water

Operations & Maintenance
No risk identified

Dismantling / Demolition (Future)
No risk identified

Refer to general notes and the Principal Contractor for more information about the risks associated with this work.

Indicates residual risk warning, based on the use of experienced and competent contractors carrying out works using approved safe methods of working

NOT FOR CONSTRUCTION

Rev	Revision details	Chkd	Appd	Date
A	ISSUED FOR DETAILED DESIGN	DC	JSG	22/11/19

Drawn: DT	Preliminary	
Design: AC	For comment	✓
Chkd: DC	For tender	
Appd: JSG	For construction	
Date: NOV 2019	As constructed	
	Other	

LONDON HIGHWAYS ALLIANCE

CONWAY AECOM

Project Name
BOTWELL BRIDGE WIDENING

Drawing Title
STEELWORK DETAILS SHEET 3

Original Drawing Size : A1	Dimensions : mm
Scale : AS SHOWN	Copyright © ConwayAecom

Drawing No
60486237-H501-DWG-1803

Rev
A

This drawing has been prepared for the use of CONWAY AECOM's client. It may not be used, modified, reproduced or relied upon by third parties, except as agreed by CONWAY AECOM or as required by law. CONWAY AECOM accepts no responsibility, and denies any liability whatsoever, to any party that uses or relies on this drawing without CONWAY AECOM's express written consent. Do not scale this document. All measurements must be obtained from the stated dimensions.