Drawing Number: 60486237-H501-DWG-0201

Rev: A

File ref - \\ukcrd1fp001\ukcrd1fp001-v1t\projects\structures - lohac nw - structures #\03 execution\h501 botwell bridge ext\8 cad\6 - detailed design\60486237-h501-dwg-0201.dwg

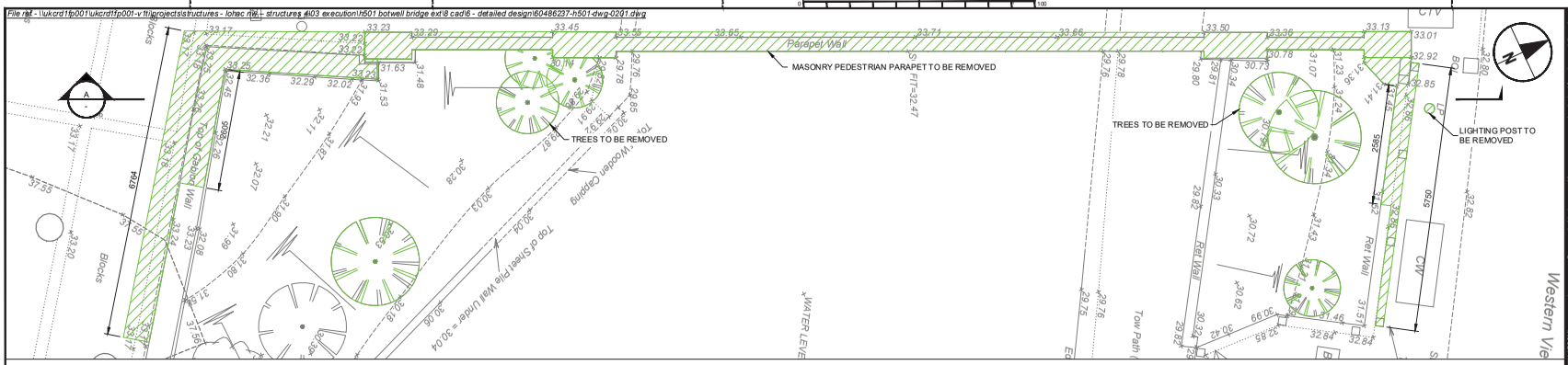


## PLAN

SCALE 1:50

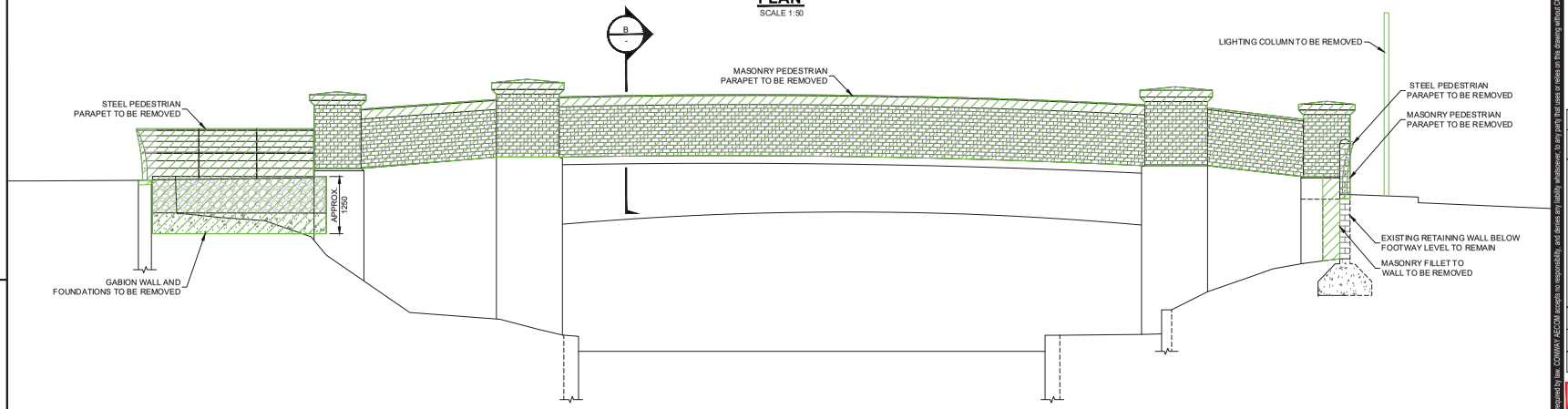


## A SECTIONAL ELEVATION

SCALE 1:50

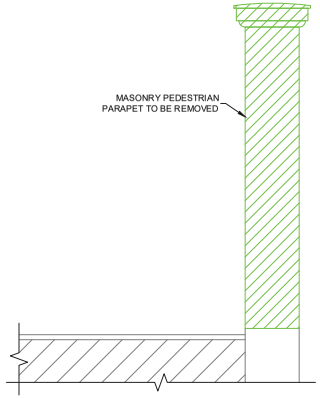


## B SECTION THROUGH PARAPET

SCALE 1:20

## NOTES

1. DO NOT SCALE FROM THIS DRAWING
2. ALL DIMENSIONS ARE IN mm UNLESS SPECIFIED OTHERWISE

## LEGEND

- ITEMS TO BE CLEARED FROM SITE

**Safety, Health and Environmental Information**

**Notes below are additional to hazards/risks normally associated with this type of work. Numbers correspond to Risk Register references Pre-Construction Information: 60486237-H501-PCI-001-A**

**Construction**

CO1 Existing bridge footway has limited live load capacity (5 kN/m²). Crane loads and heavy equipment to be prohibited from this area.

CO2 Proposed sheet pile walls to be installed prior to any excavation to maintain stability of existing retaining walls. No damage is to be caused to existing walls during installation.

CO3 Buried services present in close proximity to existing bridge parapet.

CO4 Existing towpath and banks have limited live load capacity (5 kN/m²). Heavy plant and equipment to be prohibited from this area.

**Operations & Maintenance**
**No risk identified**

**Dismantling / Demolition (Future)**
**No risk identified**

**Refer to general notes and the Principal Contractor for more information about the risks associated with this work.**

NOT FOR CONSTRUCTION

| Rev | Revision details | Chkd | Appd | Date |
|---|---|---|---|---|
| A | ISSUED FOR DETAILED DESIGN | DC | JSG | 22/11/19 |

| | | | |
|---|---|---|---|
| Drawn: | DT | Preliminary | |
| Design: | AC | For comment | ✓ |
| Chkd: | DC | For tender | |
| Appd: | JSG | For construction | |
| Date: | NOV 2019 | As constructed | |
| | | Other | |

LONDON HIGHWAYS ALLIANCE

CONWAY AECOM

Project Name
BOTWELL BRIDGE WIDENING

Drawing Title
SITE CLEARANCE

| | |
|---|---|
| Original Drawing Size : A1 | Dimensions : mm |
| Scale : AS SHOWN | Copyright © ConwayAecom |

Drawing No 60486237-H501-DWG-0201 Rev A

This drawing has been prepared for the use of CONWAY AECOM's client. It may not be used, modified, reproduced or relied upon by third parties, except as agreed by CONWAY AECOM or as required by law. CONWAY AECOM accepts no responsibility, and denies any liability whatsoever, to any party that uses or relies on this drawing without CONWAY AECOM's express written consent. Do not scale this document. All measurements must be obtained from the stated dimensions.