File ref - \\ukcrd1fp001\ukcrd1fp001-v ftl\projects\structures - lohac nw – structures 4\03 execution\h501 botwell bridge ext\8 cad\6 - detailed design\60486237-h501-dwg-0004.dwg

Rev: A

Drawing Number: 60486237-H501-DWG-0004

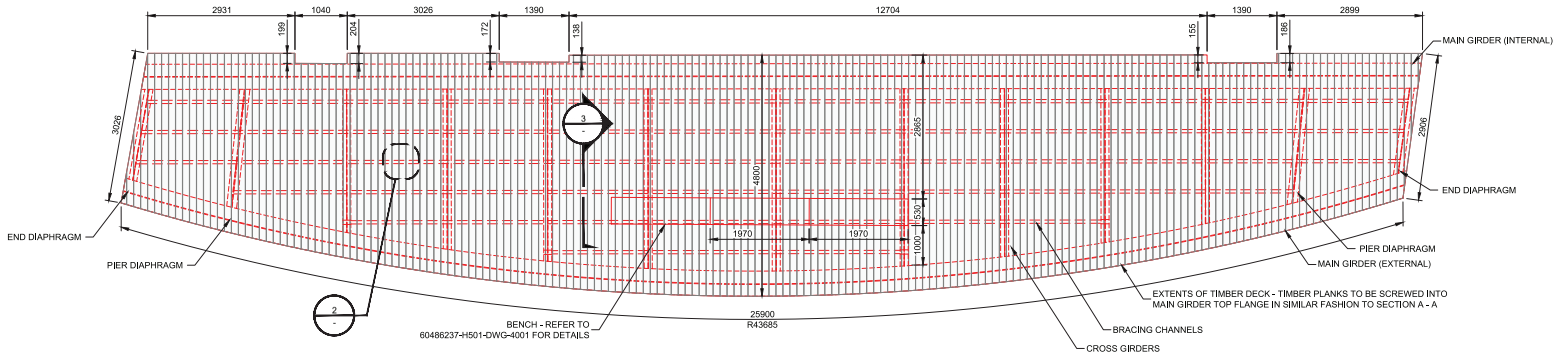

PLAN ON TIMBER DECK

SCALE 1:50

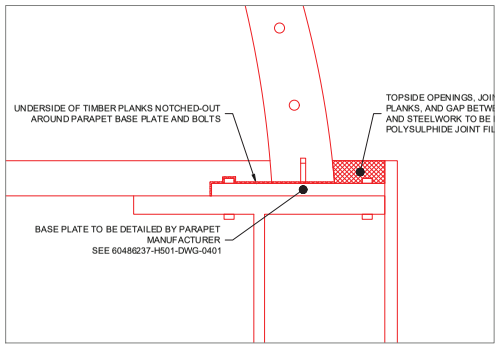

1 | STEEL PARAPET BASE PLATE

0003

SCALE 1:5

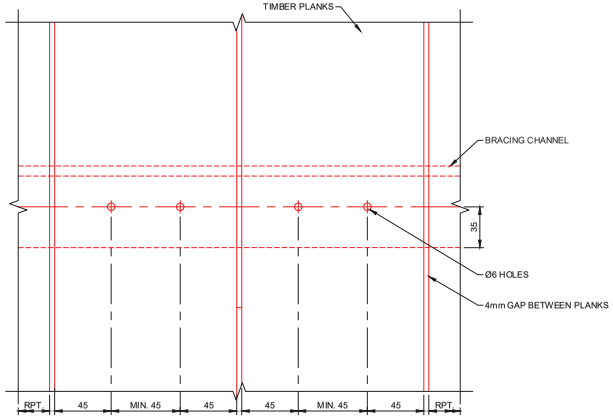

2 | TIMBER PLANK MOUNTING

-

SCALE 1:2

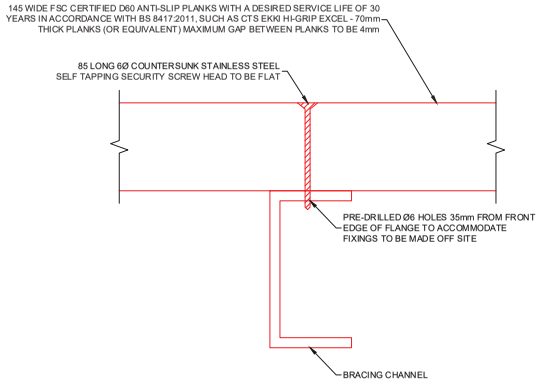

3 | TIMBER PLANK TO BRACING CHANNEL CONNECTION

-

SCALE 1:2

NOTES

1. DO NOT SCALE FROM THIS DRAWING
2. ALL DIMENSIONS ARE IN mm UNLESS SPECIFIED OTHERWISE
3. TIMBER PLANK FABRICATOR TO ASSESS PROPOSED FIXING METHOD AND ADVISE SERVICE MANAGER OF ANY CHANGE REQUIRED BASED ON ACTUAL TIMBER PLANKS USED

LEGEND

- EXISTING STRUCTURE
- PROPOSED BOARDWALK STRUCTURE

Safety, Health and Environmental Information

Notes below are additional to hazards/risks normally associated with this type of work. Numbers correspond to Risk Register references Pre-Construction Information: 60486237-H501-PCI-001-A

Construction

CO7 Steelwork to have pre-drilled holes to eliminate the need for drilling on site over water

Operations & Maintenance
No risk identified

Dismantling / Demolition (Future)
No risk identified

Refer to general notes and the Principal Contractor for more information about the risks associated with this work.

Indicates residual risk warning, based on the use of experienced and competent contractors carrying out works using approved safe methods of working

NOT FOR CONSTRUCTION

Rev	Revision details	Chkd	Appd	Date
A	ISSUED FOR DETAILED DESIGN	DC	JSG	22/11/19

Drawn:	DT	Preliminary	
Design:	AC	For comment	✓
Chkd:	DC	For tender	
Appd:	JSG	For construction	
Date:	NOV 2019	As constructed	
		Other	

LONDON HIGHWAYS ALLIANCE

CONWAY AECOM

Project Name
BOTWELL BRIDGE WIDENING

Drawing Title
TIMBER DECK

Original Drawing Size : A1 | Dimensions : mm
Scale : AS SHOWN | Copyright © ConwayAecom

Drawing No
60486237-H501-DWG-0004

Rev
A

This drawing has been prepared for the use of CONWAY AECOM's client. It may not be used, modified, reproduced or relied upon by third parties, except as agreed by CONWAY AECOM or as required by law. CONWAY AECOM accepts no responsibility, and denies any liability whatsoever, to any party that does or relies on this drawing without CONWAY AECOM's express written consent. Do not scale this document. All measurements must be obtained from the stated dimensions.