

# LEVEL MONITORING

## for SMS (LBG)

### 85C Green Lane, Northwood, HA6 1AH

Client:	SMS (LBG)
Client Contact:	Refer to iSubs
Claim Number:	102463424
Client Reference:	IFS-LBG-SUB-25-0115754
Policy Holder:	Mr and Mrs David and Julie Payne
Report Date:	3 September 2025
Our Ref:	M23894

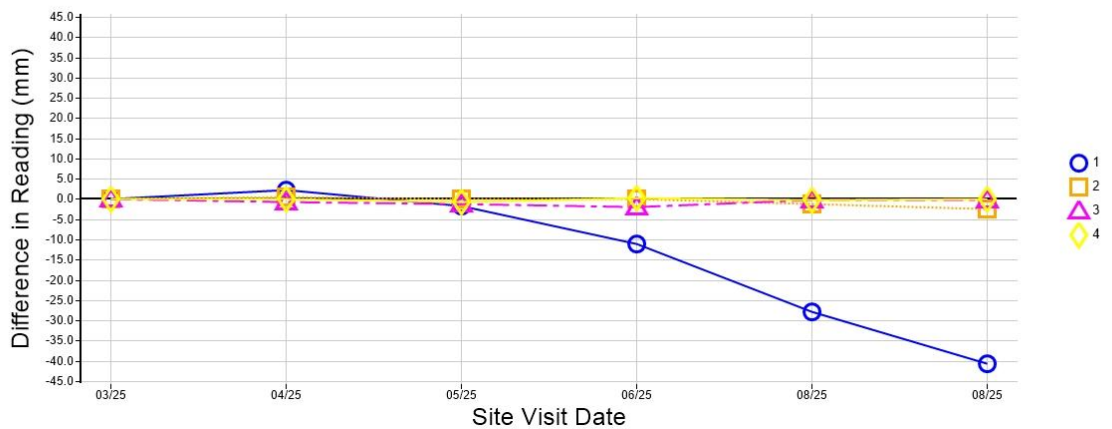
## Level Monitoring Readings

The following table shows the reading levels of the various Level Monitoring Station points.

Date	1	2	3	4						
14/03/2025	8.9867	8.9427	9.9129	8.9531						
30/04/2025	8.9890	8.9433	9.9124	8.9532						
28/05/2025	8.9851	8.9429	9.9119	8.9526						
25/06/2025	8.9758	8.9427	9.9110	8.9534						
01/08/2025	8.9590	8.9415	9.9127	8.9530						
30/08/2025	8.9461	8.9404	9.9127	8.9532						


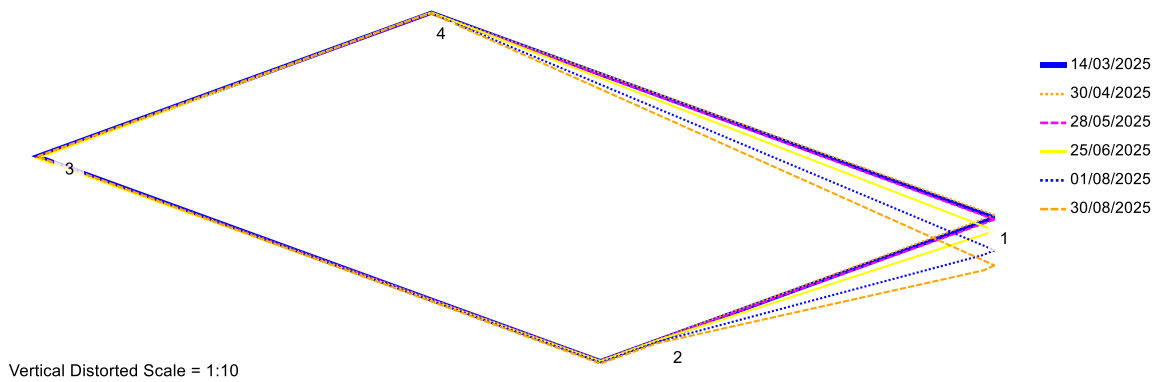
## Level Monitoring Difference Graphs

The following graphs display the progressive movement that each Level Monitoring Station recorded at each separate site visit date to give an overall look at how much the property is moving.



## Level Monitoring Displacement Map

The following image shows an isometric representation of the movement of the property, based on the Level Monitoring Stations that were installed.



FRONT

## Site Visit Notes

TBM is a point on the main house as requested, it has an assumed value of 10.0000, please advise if a DD is required.

**Site Visit: 14 March 2025**

Only garage being monitored

**Site Visit: 30 April 2025**

Point 1 has been doubled check and is secure

**Site Visit: 28 May 2025**

Point 1 solid and checked.

**Site Visit: 25 June 2025**

Two surveys have been carried out to confirm the movement.