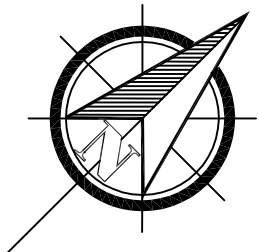


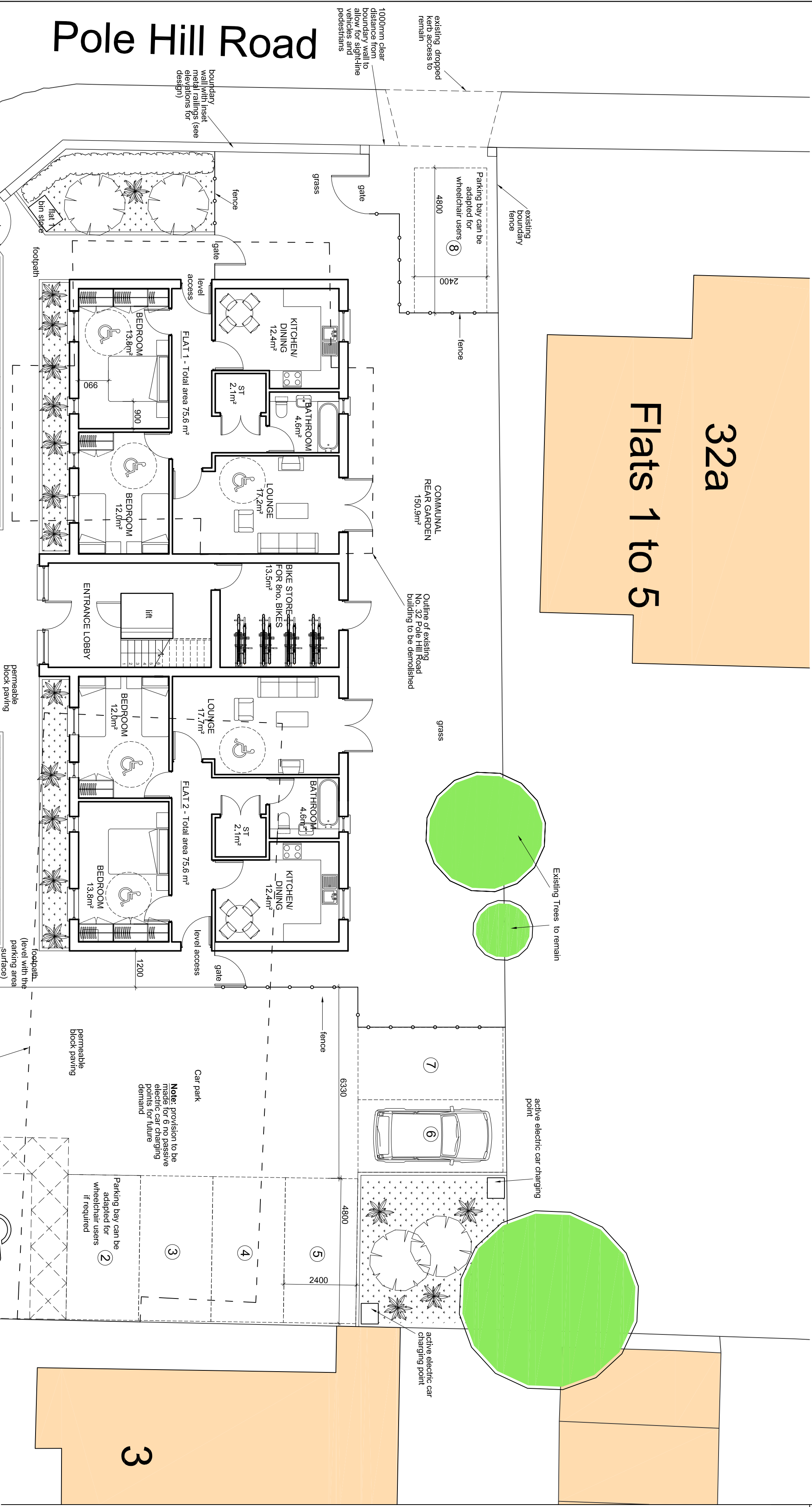
NOTES

The Contractor must verify all dimensions at the site before setting out commencing work, or making any stop drawings. Any discrepancies must be reported to the Contract Administrator before proceeding.
DO NOT SCALE FROM THIS DRAWING

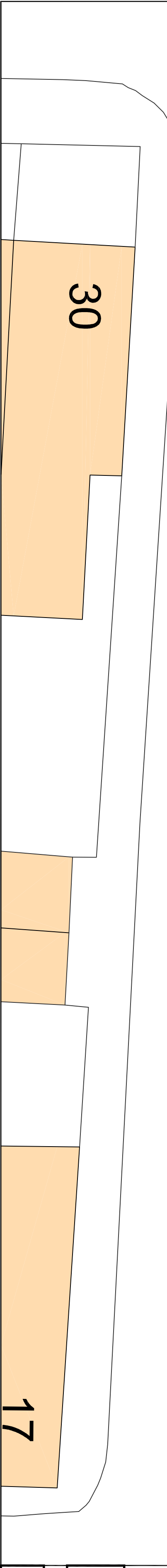


MATERIALS:

- **Car Parking & footpaths :**
Block paving but in different colours for contrast. Car park area to be a permeable type of block paving.
- **Boundary :**
1200mm high Brick Wall with metal railings above. See drawing no 1AR / P4 / 08 Rev J for wall elevation.
- **Bin Stores :**
Bin Stores to be low level timber stores with a green roof.



Alpha Road



Rev	Revision notes	Initials	Date
-----	----------------	----------	------



GGC DESIGN LTD
CHARTERED ARCHITECT
Tel: 01895 251323
Mob: 07976 732636
g.g.c@clon11@btinternet.com

PROJECT
1 ALPHA ROAD, HILLINGDON UB10 0QP AND
32 POLE HILL ROAD, HILLINGDON UB10 0QP
NEW 3 no FLATS & 4 no STUDIOS

PROPOSED SITE & GROUND FLOOR PLANS

SCALE	DRAWN BY	CHECKED BY	DATE
1:100@ A2	JT	GC	29/07/21
DRAWING NO.	REV.		
1 AR / P4 / 03	G		