



Size: 1200mm high x 1620mm centres
Foundation : Concrete foundation for posts to be 600 x 400 x 400mm
100mm min. bedding below posts. Ground well compacted below concrete is poured.

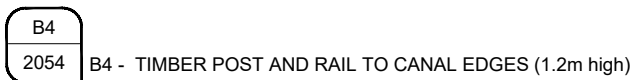


Baseplate for posts:
300*300*12mm baseplate fixed to beam with 4Nos. x 12mm R-KEX resin anchors by RAWL or similar approved.


Information required from the Engineer's on baseplate



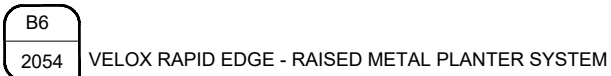
NOTES: Detailed drawings to be provided by fabricator including all dimensions and fixing details
Final steel dimensions and panel sizes to be finalised by fabricator.



Foundation: Shown indicatively as 500x550mm FND-3 concrete. Top of concrete to be 150mm below FGL. Post to terminate 100mm above underside of footing. Final foundation details to struct. engs, details



Slats:	2400 * 100 * 20mm. Hardwood timber, planed, fixed to vertical posts. Fixed with galv. screws & to ensure flush fixings. Allow 10mm shadow gap between slats as shown.
Coping:	2400 * 150 * 20mm. Hardwood timber, planed, fixed to vertical posts. Fixed with galv. screws & to ensure flush fixings.
Finish:	Hardwood timber, no knots, SILVALAarch™ to have a warranty on minimum 40yr (SILVA Timber products or similar approved).
Colour:	Painted with appropriate wood paint to RAL 9004 Signal Black (low gloss) with two coats (Fonseal or similar)
Posts:	1000 * 100 * 1855mm long surface fixed at 12m c/c to podium slab (TBA) FSC softwood timber, planed, primed & painted



Manufacturer: Logic Manufactured Bespoke
Pennine House, Hurricane Court, Stockton-on-Tees, TS18 3TL
01642 373400 specification@logic-bespoke.com

Detailed drawings to be provided by fabricator including all dimensions and fixing details. To be installed strictly to manufacturer's recommendations.

notes

- The contractor is responsible for checking dimensions, tolerances and references. Any discrepancy to be verified with the Architect before proceeding with the works.
- Where an item is covered by drawings to different scales the larger scale drawing is to be worked to.

P1	ISSUED FOR PLANNING	13.02.23
REV	AMENDMENT	DATE

Client:
GREYSTAR

GREYSTAR™
The Global Leader in Rental Housing

Project:
CROWN TRADING CENTER, HAYES

Title:
DETAILS - BOUNDARY TREATMENTS

Scale:
1:20 | A1

Date FEB 2023

Drawn DT

Checked PW



L.D.A
LANDSCAPE DESIGN ARCHITECTURE

17a Cannon Hill Rd
Coventry
CV4 7AZ

Tel: 02476 696866 Mob: 07977 483787
info@landscapedesignarchitecture.co.uk

Drawing no. L1115 - 3.1 - 2054

Job no. L1115

Revision. P1