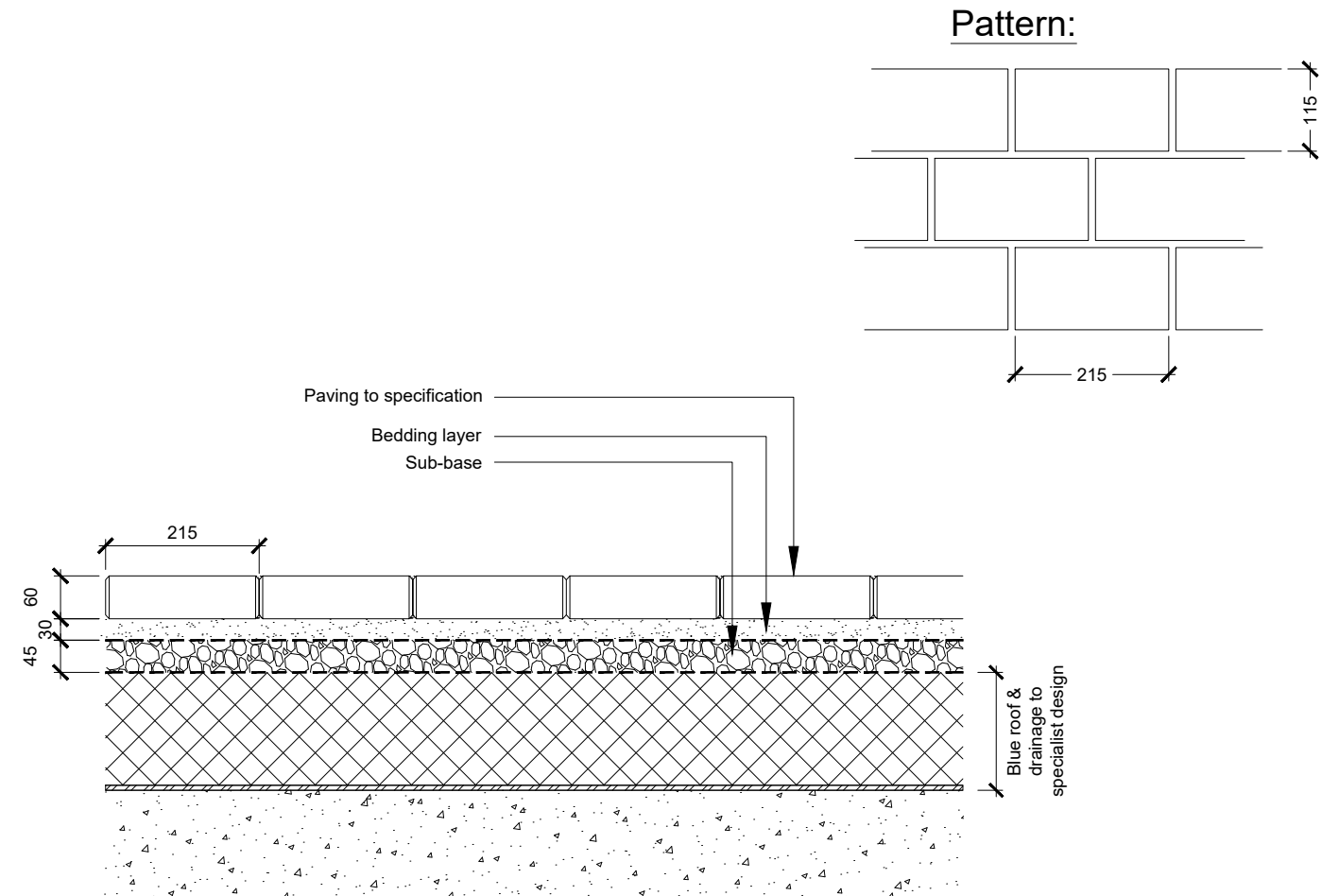


P11
2060 PAVING 11: SYNTHETIC TURF TO PODIUM

Ref: Grass 'ICON' 30mm
Protection membrane: Weed terram permeable geo-textile layer, fixed down into the bedding layer using 100mm galvanised nails at every 500mm centres
Bedding layer: 50mm compacted 6mm granite stone to dust domed by 10% (highest point in the middle of the lawn for runoff)
Separation layer: Geo-textile layer
Sub-base: Compacted 'Lyttag' ^(m) lightweight aggregate (4-8mm) no-fines. 60mm compacted
Joints: Joining tape and adhesive
Infill: Kin dry sand (25kg for every 4sq.m) to be brushed/blown evenly into the artificial grass
Edging: PCC edge restraint - see Podium GA (14 / 2061).

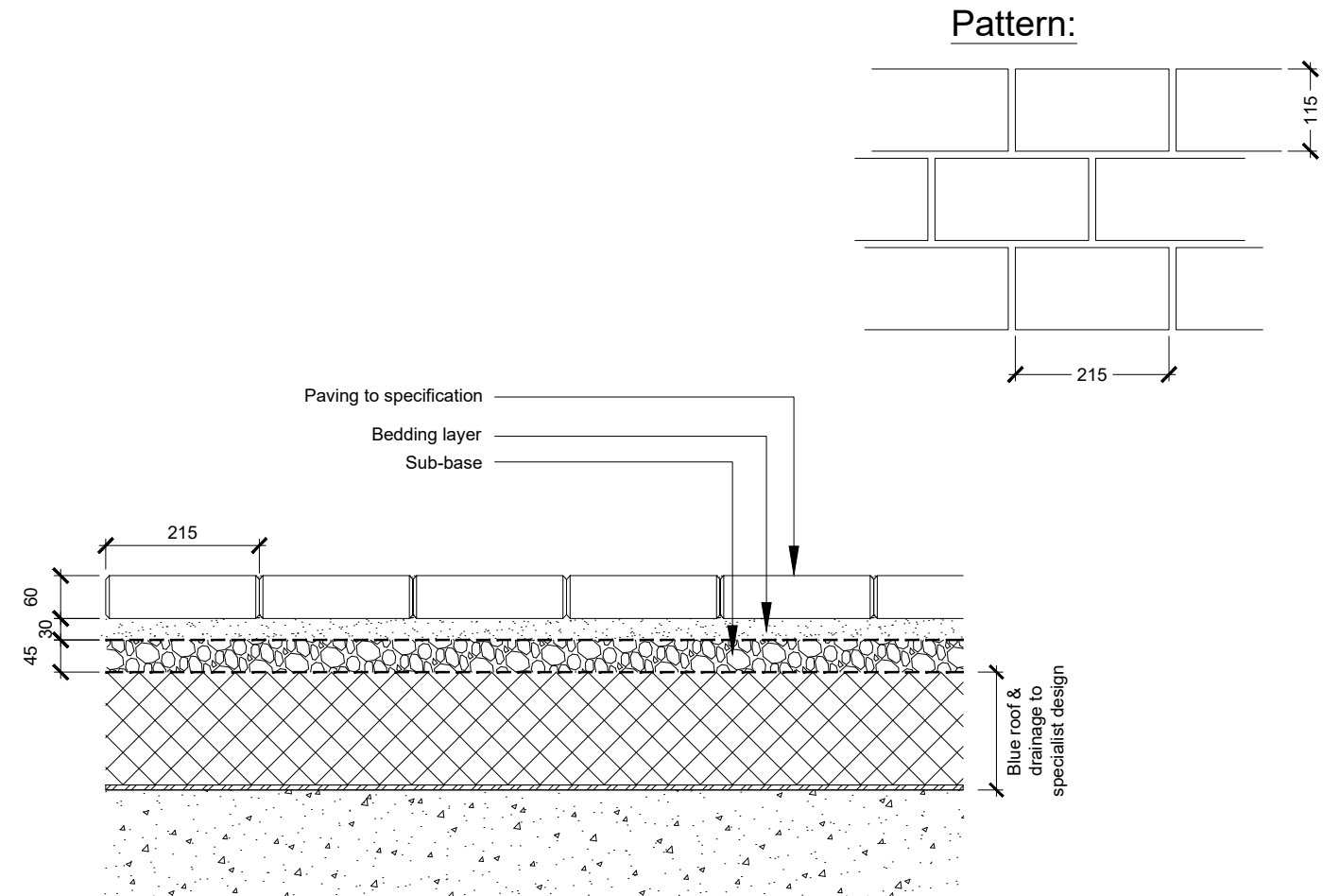
NOTE:
Allow for timber baton to be placed on the inside of the kerb/step to all the carpet to be securely fixed too.
Imperative that all installation is strictly in accordance with the manufacturers guidance and instructions.
The success of this durable product is down to the installation.
To be laid to a slight raised camber in the middle of the lawn



P12
2060 PAVING 12: PRIVATE PATIOS TO PODIUM

Paving: Pre-cast concrete paving with natural aggregate finish.
Ref: Brett Landscapes 'Invicta Flow'
Size: 115 * 215 * 60mm
Colour: Citrine
Pattern: Staggered stretcher bond
Supplier: Brett Landscapes or similar approved

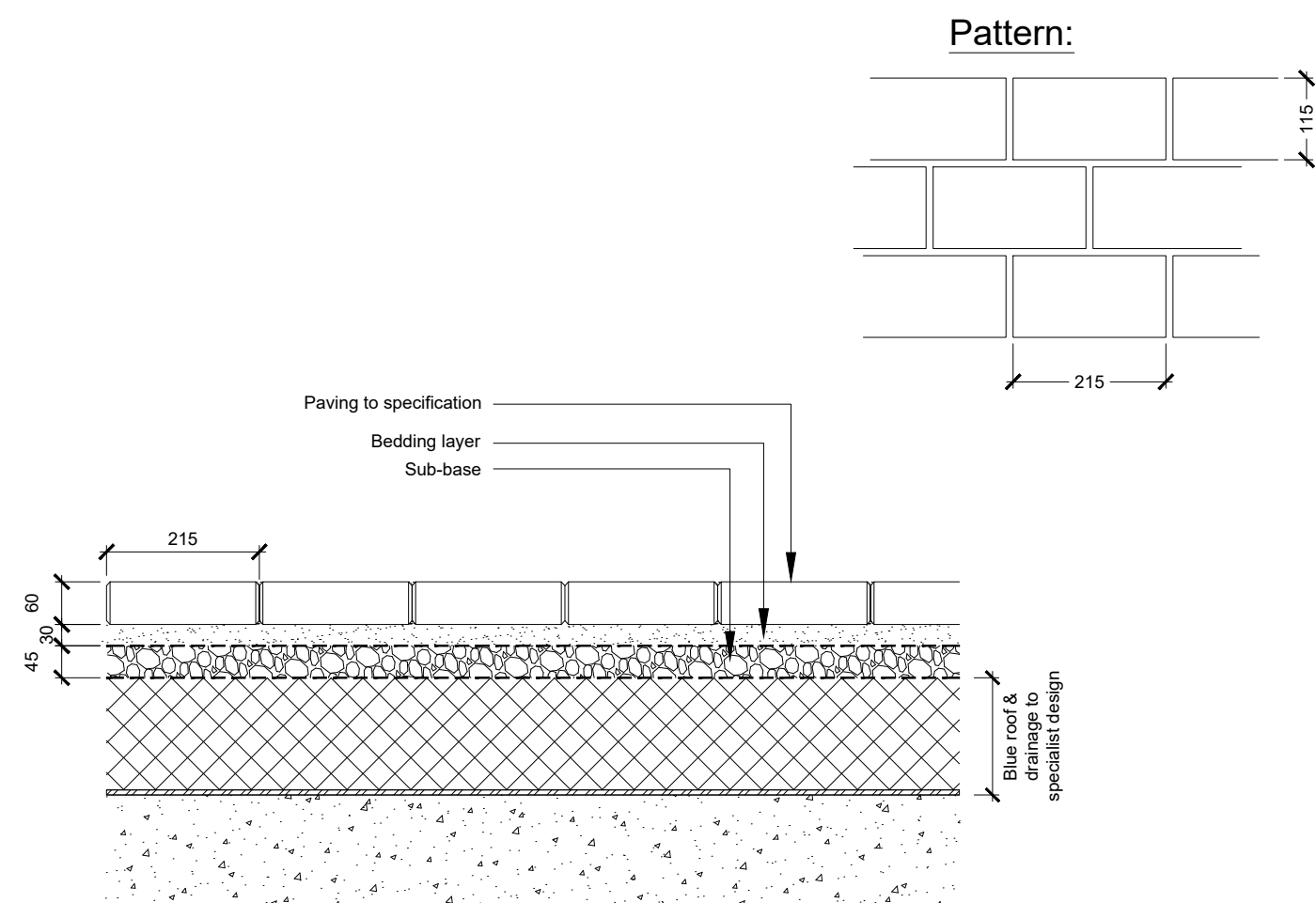
Bedding layer: 30mm compacted washed aggregate for joint infill and bedding
Size: 4-6 mm (no fines)
Sub-base: 45mm compacted washed aggregate for sub-base.
Size: 10-25mm (no fines) compacted



P13
2060 PAVING 13: PODIUM COMMUNAL SEATING AREA

Paving: Pre-cast concrete paving with natural aggregate finish.
Ref: Brett Landscapes 'Invicta Flow'
Size: 115 * 215 * 60mm
Colour: Pearl
Pattern: Staggered stretcher bond
Supplier: Brett Landscapes or similar approved

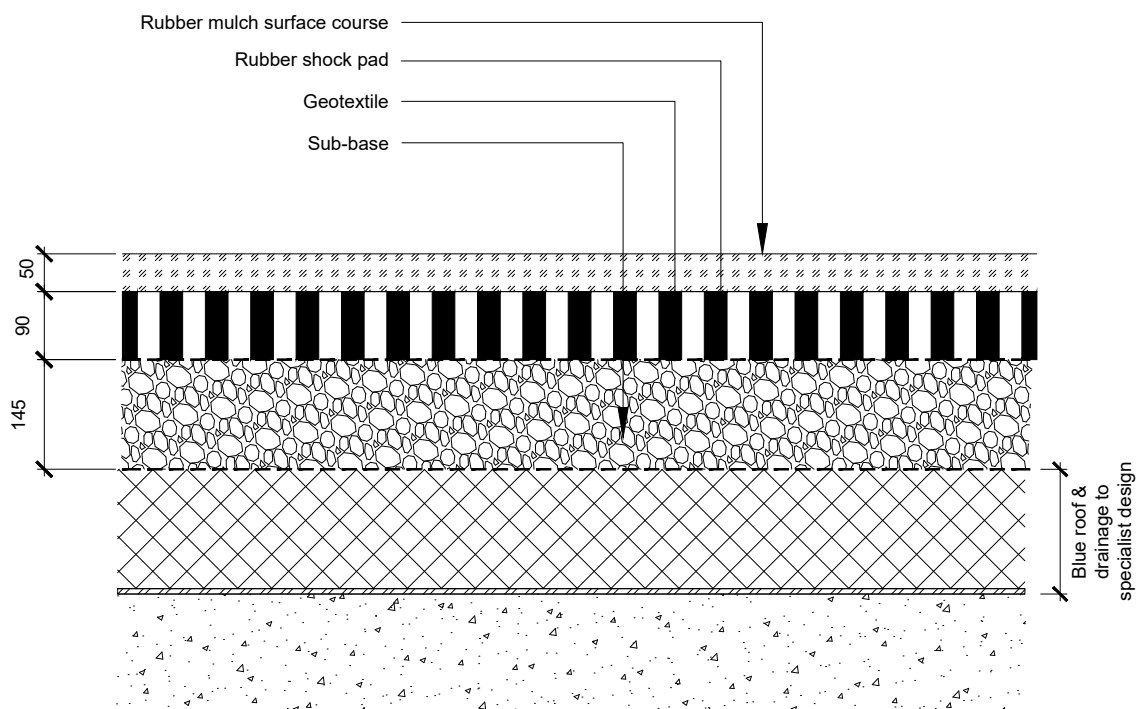
Bedding layer: 30mm compacted washed aggregate for joint infill and bedding
Size: 4-6 mm (no fines)
Sub-base: 45mm compacted washed aggregate for sub-base.
Size: 10-25mm (no fines) compacted



P14
2060 PAVING 14: PODIUM FOOTPATHS AND COMMUNAL ROUTES

Paving: Pre-cast concrete paving with natural aggregate finish
Ref: Brett Landscapes 'Invicta Flow'
Size: 115 * 210 * 60 mm
Colours: Equal mix of Pearl, Onyx & Moonstone
Pattern: Stretcher bond
Supplier: Brett Landscapes or similar approved

Bedding layer: 30mm compacted washed aggregate for joint infill and bedding
Size: 4-6 mm (no fines)
Sub-base: 45mm compacted washed aggregate for sub-base.
Size: 10-25mm (no fines) compacted



P15
2060 PLAY SURFACE - SHREDDED & BOUND RUBBER MULCH TO PODIUM PLAY SPACE

Surface: Tiger Mulch
Ref: TigerMulch® - resin bound rubber mulch
Colour: Earth Tone 1
Surface course: 50mm; laid to supplier details
Shock absorber: Rubber 90mm for 3m CFH

Supplier: STAR RUBBER Ltd, Belmont House, Aller, Langport, Somerset, TA10 0QN or similar approved
Geotextile: Terram 1000 geotextile membrane or similar
Sub-base: 145mm compacted washed aggregate for sub-base.
Size: 10-25mm (no fines) compacted in 300mm layers.
Notes: The installation of this product requires the full compliance with manufacturer installation guidelines.

CDM Regulations 2015

ALL current drawings and specifications for the project must be read in conjunction with the Designer's Hazard and Environmental Assessment Record.

notes

- The contractor is responsible for checking dimensions, tolerances and references. Any discrepancy to be verified with the Architect before proceeding with the works.
- Where an item is covered by drawings to different scales the larger scale drawing is to be worked to.

P1	ISSUED FOR PLANNING	13.02.23
REV	AMENDMENT	DATE

Client:
GREYSTAR
GREYSTAR™
The Global Leader in Rental Housing

Project:
CROWN TRADING CENTER, HAYES

Title:
DETAILS - PODIUM PAVING 01

Scale:	Date
1:10 A1	FEB 2023
	Drawn DS
	Checked PW



Drawing no. L1115 - 3.1 - 2060

Job no. L1115	Revision. P1
---------------	--------------