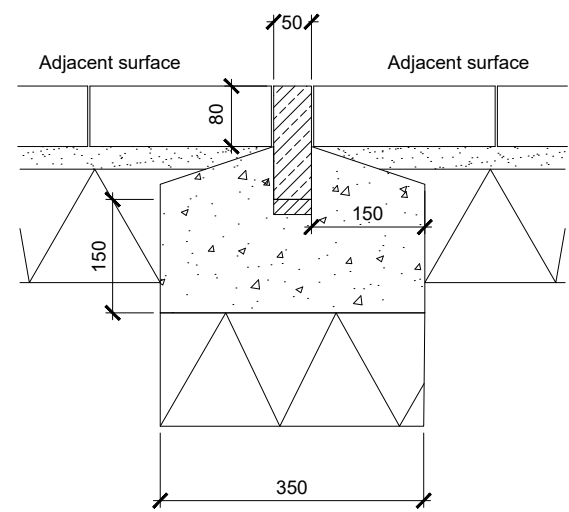


notes

- The contractor is responsible for checking dimensions, tolerances and references. Any discrepancy to be verified with the Architect before proceeding with the works.
- Where an item is covered by drawings to different scales the larger scale drawing is to be worked to.



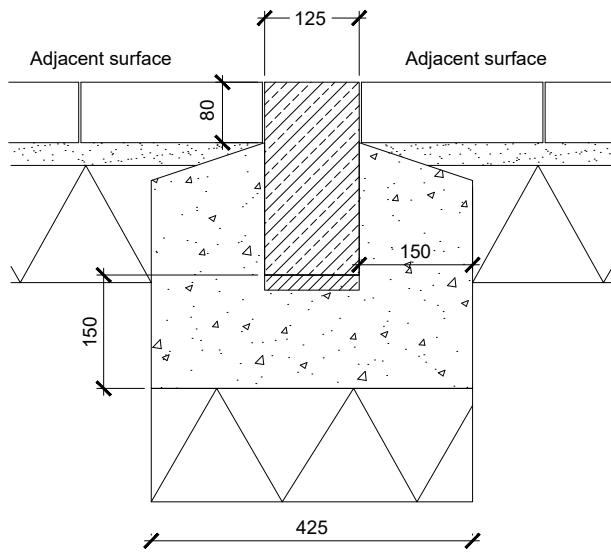
K1
2057 50mm FLUSH KERB

For build-up specification of footpath etc. refer to paving details

Kerb - Type: Pre-cast concrete kerb with natural aggregate finish
Ref: 'Meltone Black Fleck' MTF150FL
Laid: flush
Size: 50 * 150 * 914mm
Supplier: Brett Landscaping

(Below detail to Engineers design & specification)
Sub-base - Foundation on 150mm Grade
ST2 concrete bed & haunch to
BS 7263 Part 1 1994

NOTE:
Refer to engineers drawings for foundation details.



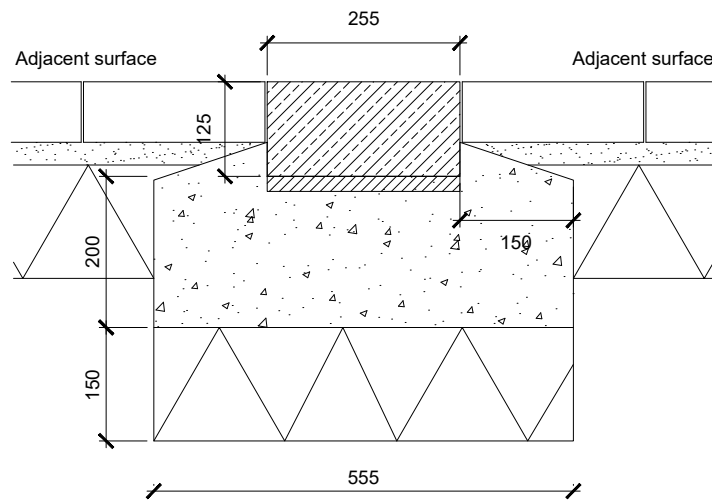
K2
2057 125mm FLUSH KERB

For build-up specification of footpath etc. refer to paving details

Kerb - Type: Pre-cast concrete kerb with natural aggregate finish
Ref: 'Meltone Black Fleck' MTCS1FL
Laid: flush
Size: 125 * 255 * 914mm
Supplier: Brett Landscaping

Sub-base - Foundation on 150mm Grade
ST2 concrete bed & haunch to
BS 7263 Part 1 1994

NOTE:
Refer to engineers drawings for foundation details.



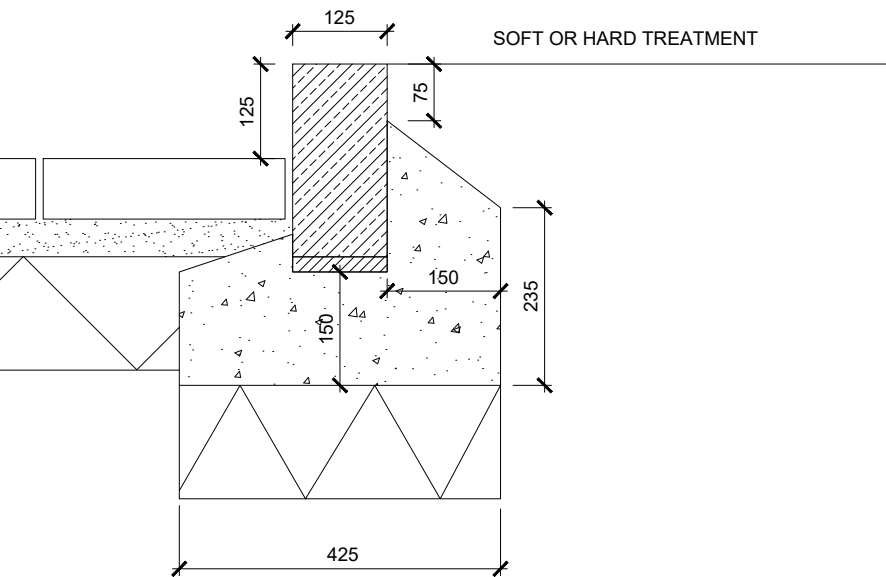
K3
2057 255mm FLUSH KERB

For build-up specification of footpath etc. refer to paving details

Kerb - Type: Pre-cast concrete kerb with natural aggregate finish
Ref: 'Meltone Black Fleck' MTCS1FL
Laid: flush on side with treated finish facing up
Size: 255 * 125 * 914mm
Supplier: Brett Landscaping

Sub-base - Foundation on 200mm Grade
ST2 concrete bed & haunch to
BS 7263 Part 1 1994

NOTE:
Refer to engineers drawings for foundation details.



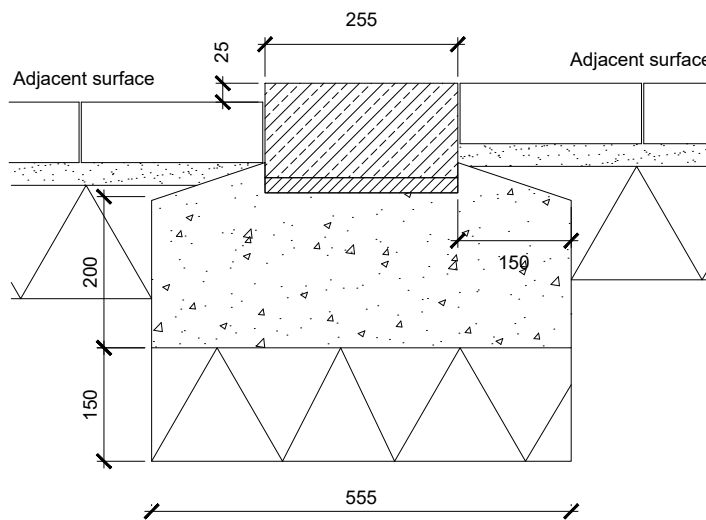
K4
2057 125mm UPSTAND KERB

For build-up specification of footpath etc. refer to paving details

Kerb - Type: Pre-cast concrete kerb with natural aggregate finish
Ref: 'Meltone Black Fleck' MTCS1FL
Laid: flush on side with treated finish facing up
Size: 125 * 255 * 914mm
Supplier: Brett Landscaping

Sub-base - Foundation on 150mm Grade
ST2 concrete bed & haunch to
BS 7263 Part 1 1994

NOTE:
Refer to engineers drawings for foundation details.



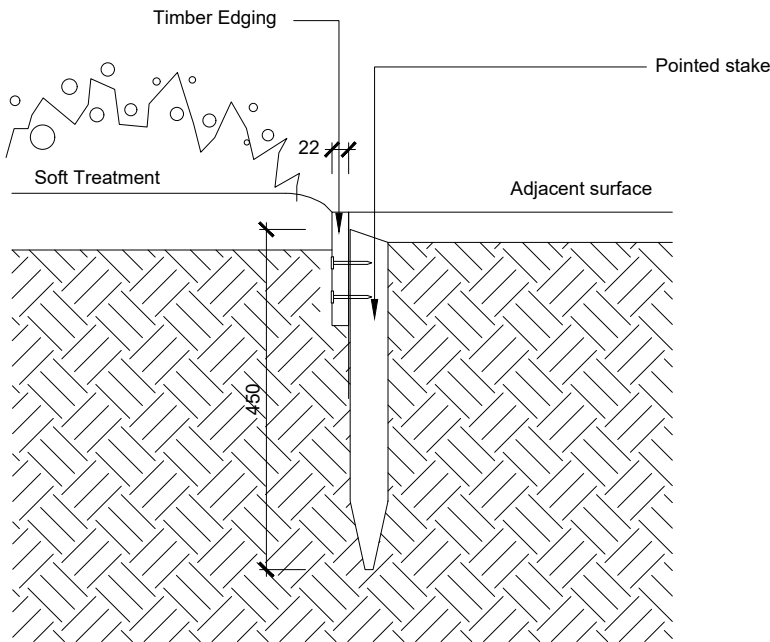
K5
2057 25mm UPSTAND KERB

For build-up specification of footpath etc. refer to paving details

Kerb - Type: Pre-cast concrete kerb with natural aggregate finish
Ref: 'Meltone Black Fleck' MTCS1FL
Laid: flush on side with treated finish facing up & to 25mm edge
Size: 255 * 125 * 914mm
Supplier: Brett Landscaping

Sub-base - Foundation on 200mm Grade
ST2 concrete bed & haunch to
BS 7263 Part 1 1994

NOTE:
Refer to engineers drawings for foundation details.



K6
2057 TIMBER EDGING

For build-up specification of footpath etc. refer to paving details
drawing 2050 & 2051.

Edging - Standard treated board
Size: 150mm depth x 22mm thick
Supplier: Vastern Timber or similar approved

Fixing - Into the pointed stakes forced into the underlying ground
Size: 50x50x450mm
Nails: 50mm

P1	ISSUED FOR PLANNING	13.02.23
REV	AMENDMENT	DATE

Client:
GREYSTAR

GREYSTAR
The Global Leader in Rental Housing

Project:
CROWN TRADING CENTER, HAYES, LONDON

Title:
DETAILS - KERBS 01

Scale:
1:10 | A1

Date
FEB 2023

Drawn
DS

Checked
PW



L.D.A.
LANDSCAPE DESIGN ARCHITECTURE
17a Cannon Hill Rd
Coventry
CV4 7AZ
Tel: 02476 696866 Mob: 07977 483787
info@landscapearchitecture.co.uk

Drawing no. L1115 - 3.1 - 2057

Job no.
L1115

Revision.
P1