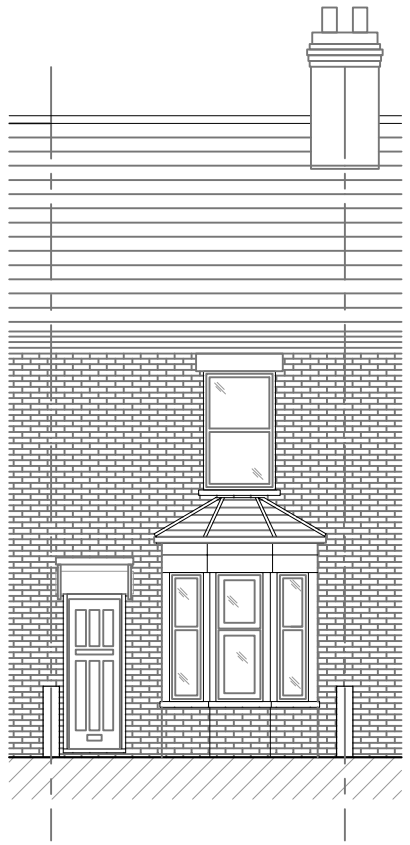

FRONT ELEVATION

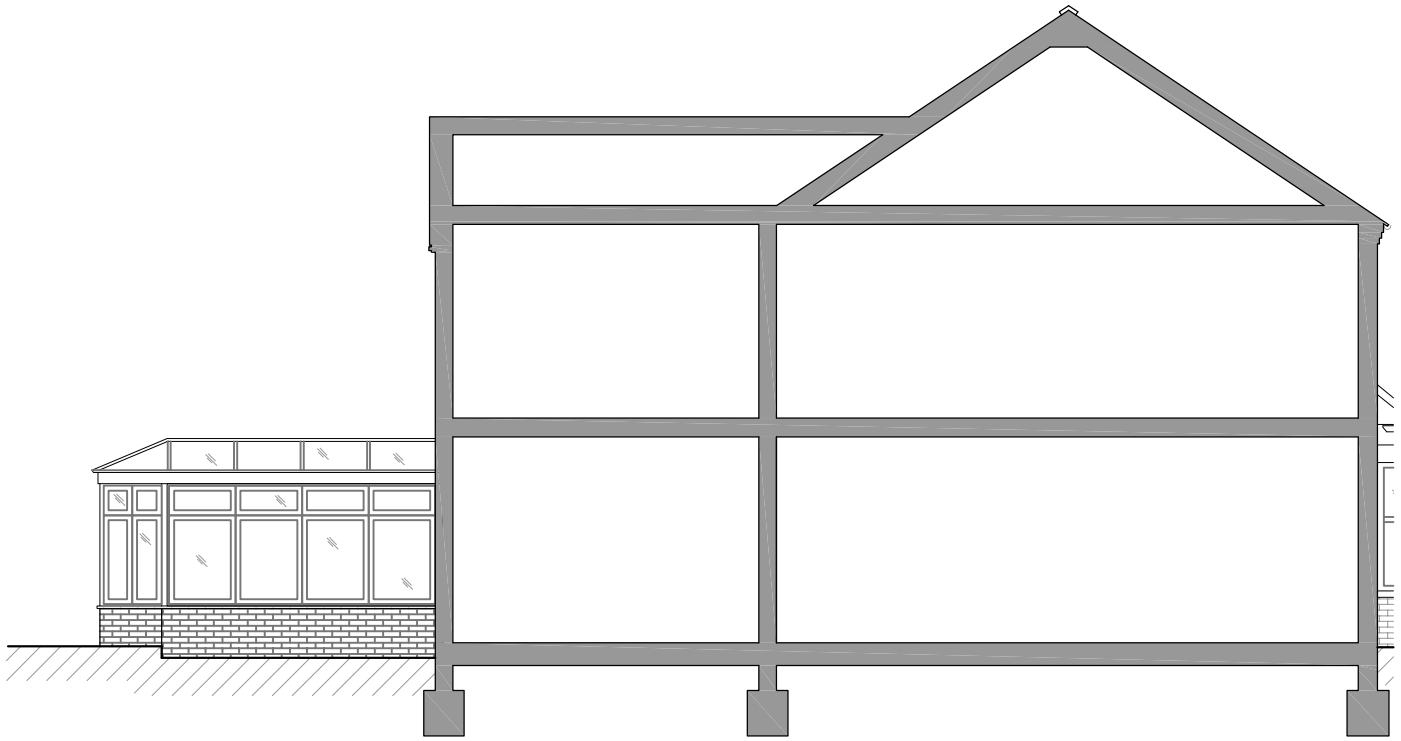

FLANK ELEVATION/SECTION

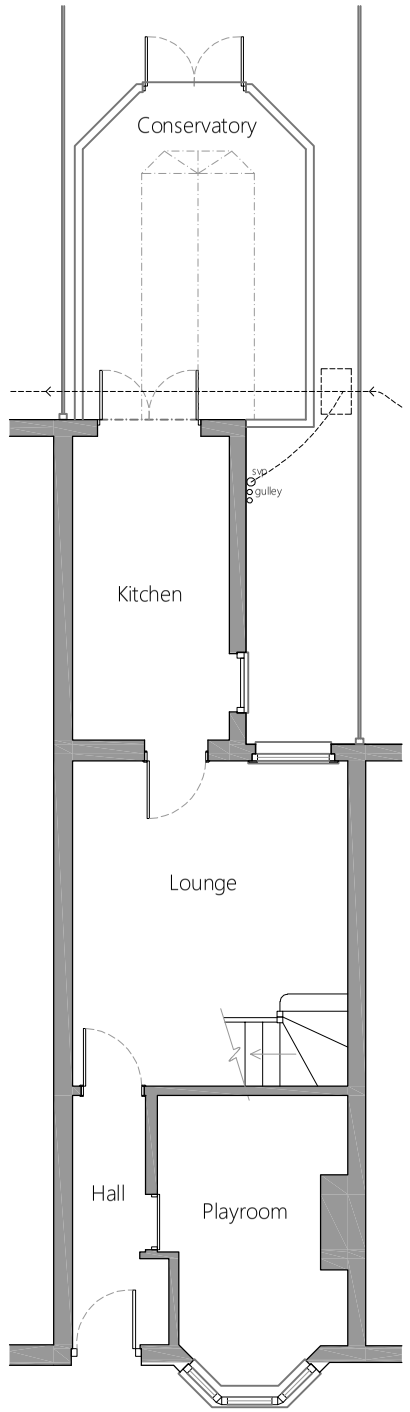

GROUND FLOOR PLAN

REAR ELEVATION

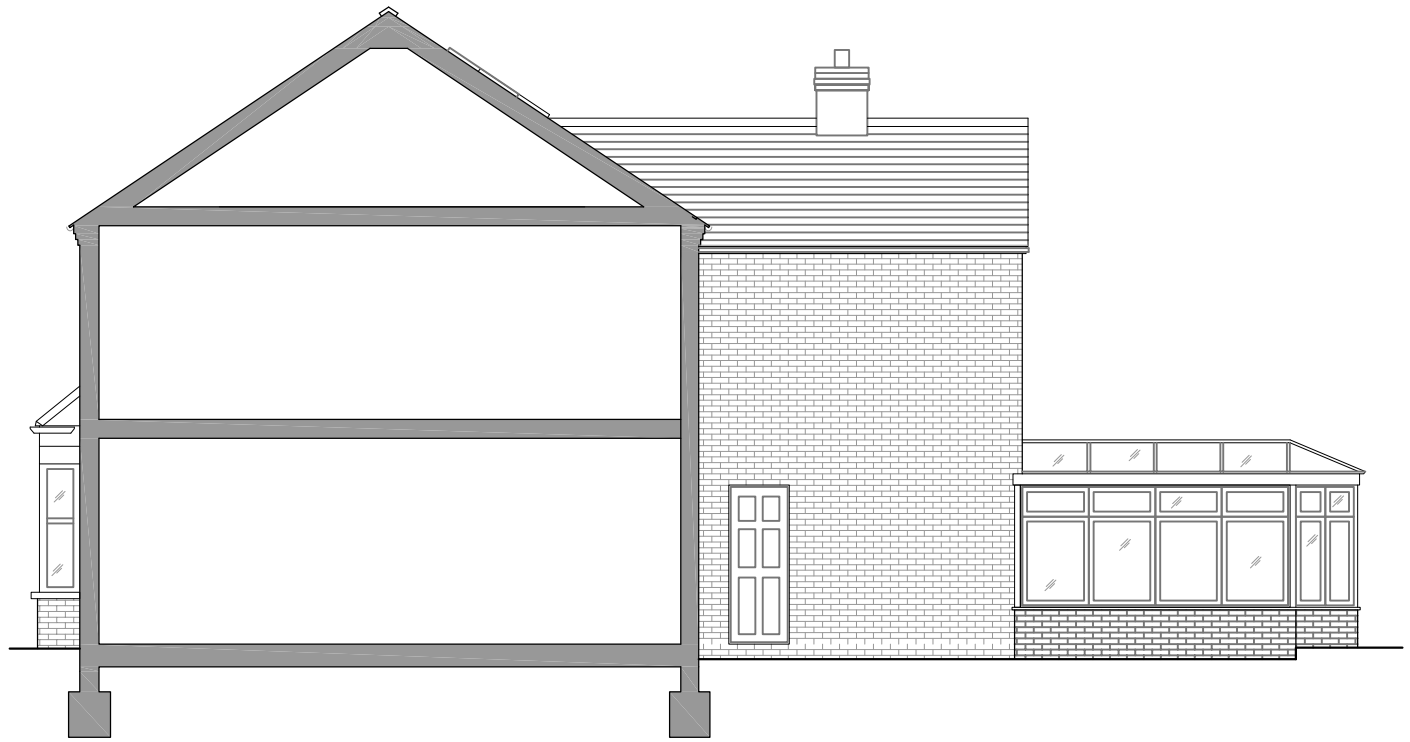

FLANK ELEVATION/SECTION

0 1 2 3 4 5 6 7 8 9 10m

General Notes:
Do not scale, use figured dims only. Unless otherwise noted all dimensions are given in millimeters. All dims to be verified on site by the Contractor before work commences. If any discrepancies are found, Ktech is to be notified immediately for amendments. All work to be carried out in strict accordance to relevant & current British Standards, Codes of Practice, CDM Regulations & Building Regulations. Where structural alterations take place, care must be taken by the Contractor to afford required restraint to all affected areas during & after the building work. Where new loads are imposed on existing lintels, they must be checked by the Builder for adequacy & to LA & SE approval & replaced if necessary. Where applicable, this drawing must be read in conjunction with Structural Calculations & other Consultants drawings; if drawings conflict, Calculations must take precedence. The service provided by Ktech is a drawing service for Planning and Building Regulations submissions only; the company accepts no liability for any site works, defects or future defects. Ktech drawings must not be reproduced wholly or in part without prior permission from the company.

© Copyright Ktech technical drawings

Rev	Date	Amendment

Ktech technical drawings
Berkhamsted House, 121 High Street, Berkhamsted, HP4 2DJ
m:07711182591 t:01494 717018 e:ktechdrawings@yahoo.com

Project title:	32 Clayton Road, Hayes, UB3 1AZ
Drawing title:	Rear infill extension to existing - Existing plans & elevations
Scale: 1:100@A3	Drawn: 22/10/2020
Drawing No.: 20-26_PL02	Rev.: -
Drawing status:	For Planning Approval