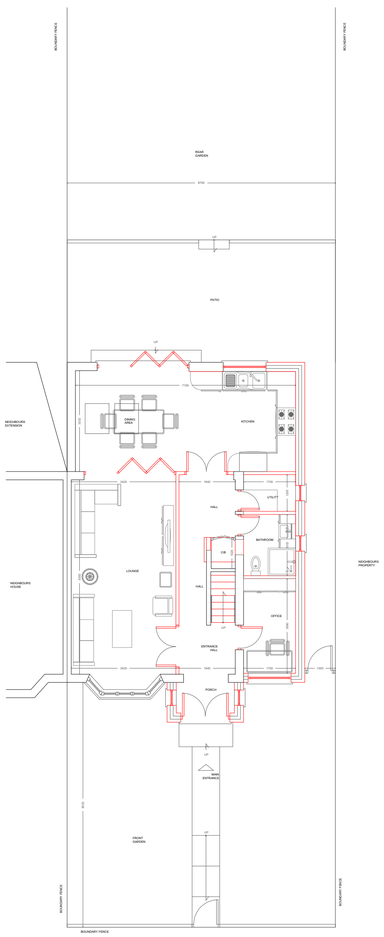

PROPOSED GROUND FLOOR PLAN

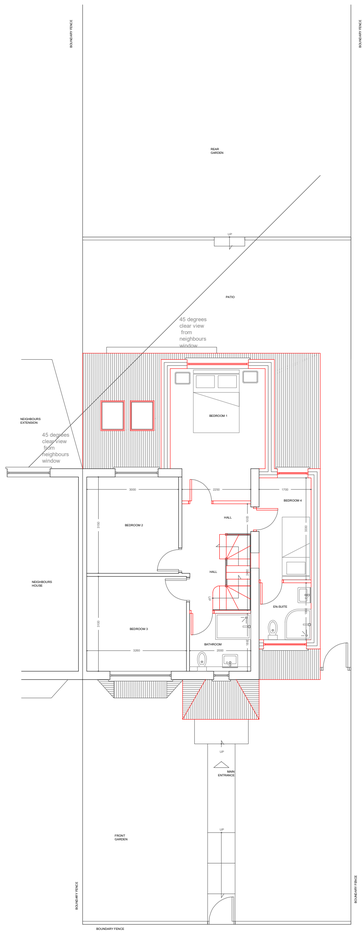

PROPOSED FIRST FLOOR PLAN

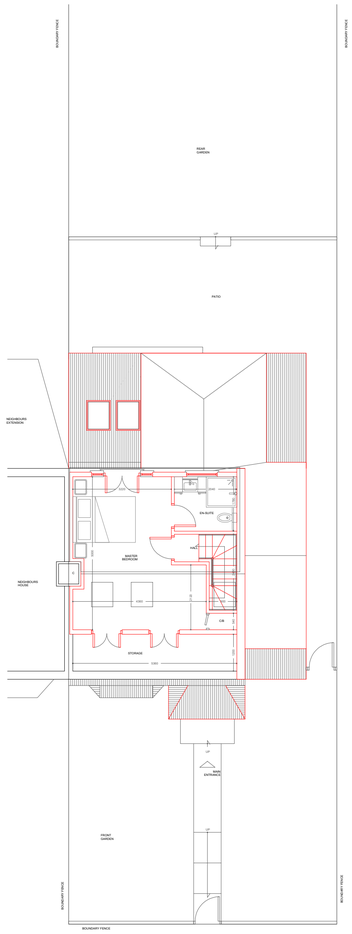

PROPOSED LOFT PLAN

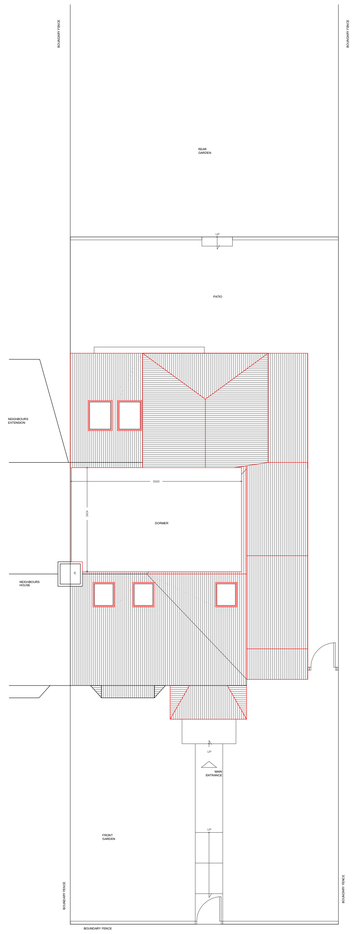

PROPOSED ROOF PLAN



PROPOSED FRONT ELEVATION

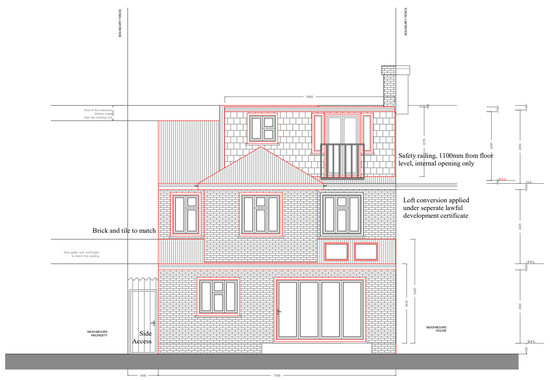

PROPOSED REAR ELEVATION

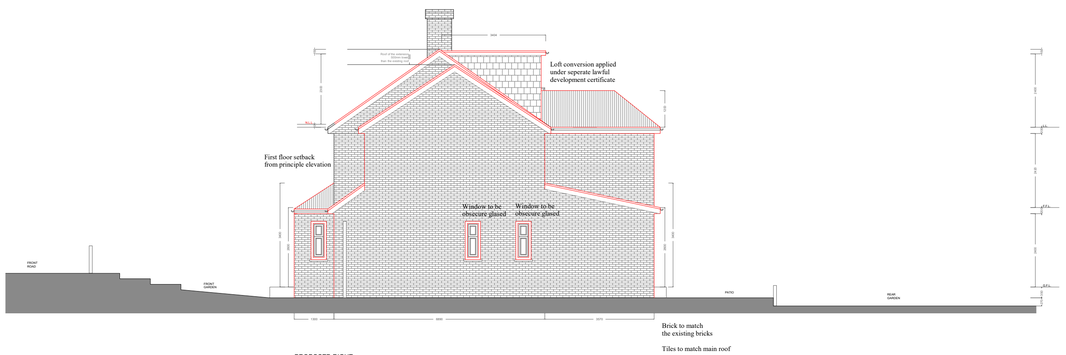

PROPOSED RIGHT SIDE ELEVATION

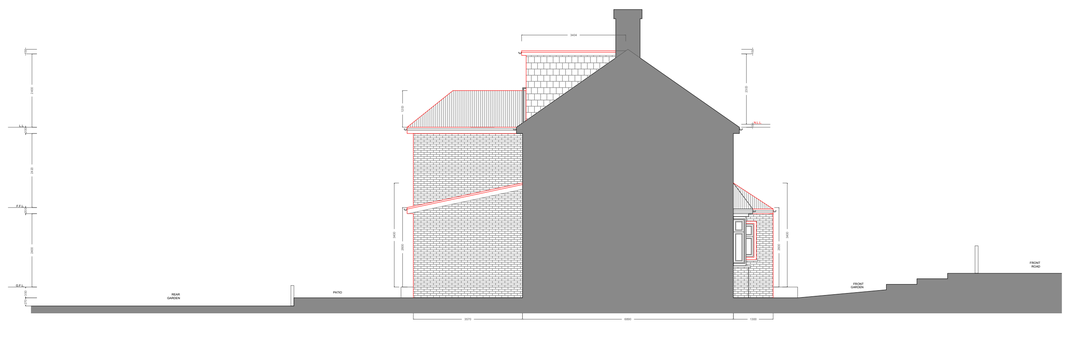

PROPOSED LEFT SIDE ELEVATION

AsB Architecture Ltd

Scale 1/100

0 1000 2000 3000 4000 5000 7500 10000 mm

Title / Description	Project Address :	
Proposed Plans	15 Hewens Road Uxbridge UB10 0SR	PLANNING - ENGINEERING - MANAGEMENT
Date of Proj: May 18	Drawn By: Sunny Bahia	Drawing No: 15 003 / Scale of Drawing: 1/100 @ A1

Asbarchitectureltd@gmail.com
Office / Mobile - 07960 417 920

Notes
1 All concrete to be 1:2:4 mix by volume
2 All dimensions are in millimeters
3 All materials used to be half hour fire resistance and used to manufacturers instructions
4 All new gullies to be roddable and back inlet type.
5 New walls bonded to existing using 'Furfix' or similar profiles.
6 The contractor to check all dimensions before commencement of works and inform the Client of any discrepancies.
7 All works to be carried out in accordance with Building regulations and British Standards, all in approval of the LA engineer.
8 All new glazing below 1000 from floor level to be toughened safety glass to BS6206.
9 All structural timber to be tannalised VERMIN
10 Any proposed works likely to be affected by landfill gas to have 0.25 ZEDCOR polymer thermoplastic with ZEDCOR DPM jointing system across the cavity at DPC level with cavity trays over, the floor slab to be vented using herringbone land drains out to air bricks.