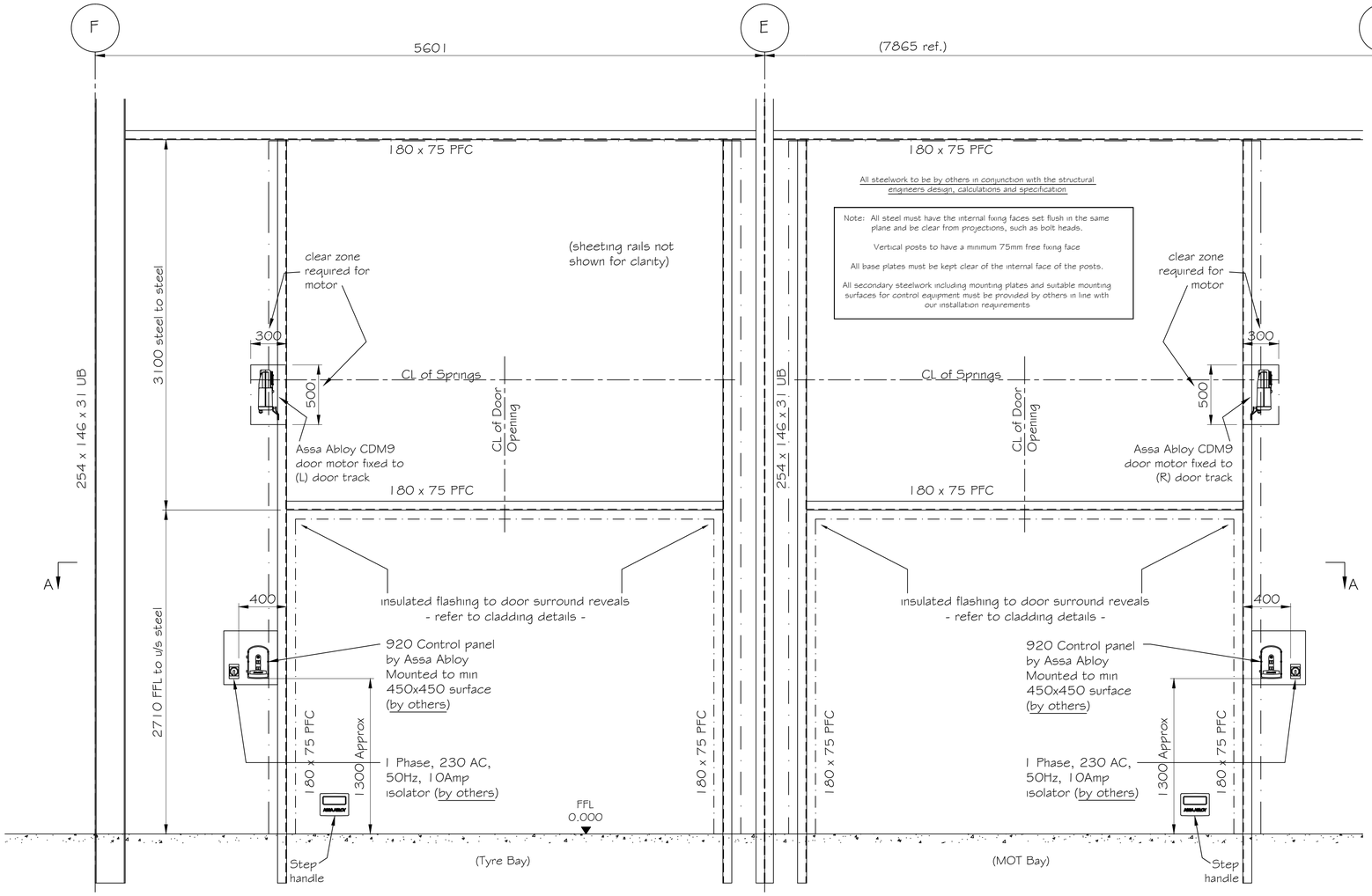

INTERNAL VIEW OF DOOR OPENING
(Door tracks omitted for clarity)

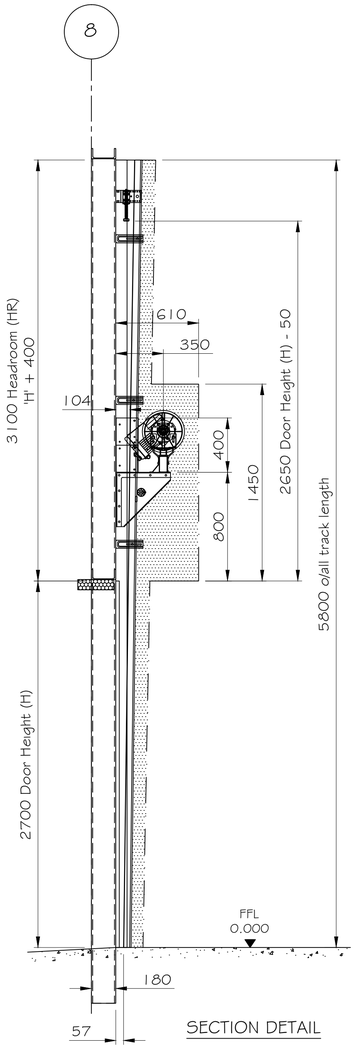

SECTION DETAIL

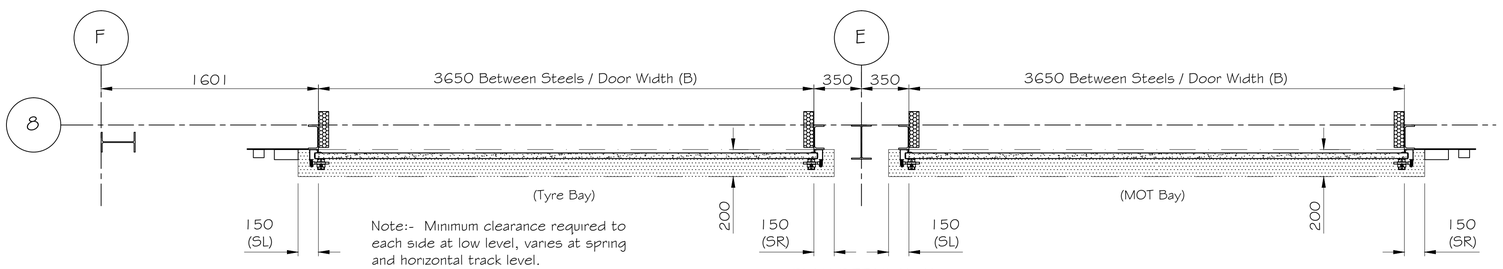

Note:- Minimum clearance required to each side at low level, varies at spring and horizontal track level.

PLAN DETAIL 'A-A'
(this side to inside)

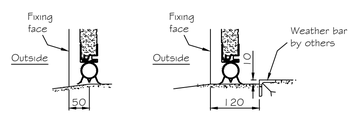

RECOMMENDED THRESHOLD DETAILS

Note: We do not recommend a level threshold through the door opening in order to reduce possible water ingress

Grid Ref	Qty.	B	H	HR	SL	SR	Motor L/R As viewed from inside
8 / D-E	1	3650	2700	3100	150	150	Right
8 / E-F	1	3650	2700	3100	150	150	Left

SPECIFICATION

DOOR TYPE: OH1042 P ✓ F ☐

OPERATION: CDM9 Motor

CONTROL PANEL:

- 920 Panel (175x275x75, Impulse up, deadman down) ✓
- 930 Panel (175x275x75, Impulse up & down, safety edge) ☐
- 950 Panel (175x380x120, Impulse up & down, safety edge) ☐

OPTIONS (930 / 950 panel only)

- Automatic closing (930 / 950 panel) ☐
- Reversing a closing door (930 / 950 panel) ☐
- Pull Rope (930 / 950 panel) ☐
- Photocells (930 / 950 panel) ☐
- Remote control (930 / 950 panel) ☐
- Magnetic Loop (950 panel) ☐
- Radar (950 panel) ☐
- Traffic lights (950 panel) ☐
- Warning lights (950 panel) ☐
- Reduced opening (950 panel) ☐
- Light Grid (950 panel) ☐

FINISHES:

- Internal (Standard Ral 9002 - off white) ✓
- Other (specify Ral / BS colour) ☐
- External (Standard polyester options) ☐

Ral 3002 - Red	☐	Ral 1021 - Yellow	☐
Ral 5010 - Blue	☐	Ral 7016 - Grey	✓
Ral 9010 - White	☐	Ral 9006 - Silver	☐
Ral 9002 - Off white	☐	Ral 9007 - Grey	☐
Ral 8017 - Brown	☐	Ral 6005 - Green	☐
Ral 9005 - Black	☐		

Other (specify Ral / BS colour) ☐

WINDOWS:

Panel (P) Option:		Frame (F) Option:	
DARP	☐	Solid Bottom Panel	☐
DAOP	☐	Double Glazed	☐
Double Acrylic	☐	Single glazed	☐
Sections		Glass	

PASSDOOR:

Left hand hung ☐ Right hand hung ☐

On left ☐ In Center ☐ On right ☐

LOCKING:

Lockbolt: suitable for clients own padlock ☐ Cylinder Lock: single cylinder SBD ✓

NOTES:

© COPYRIGHT AAES
Dimensions in mm. TOLERANCES +/- 3mm (DO NOT SCALE - if in doubt ask)

ASSA ABLOY

ASSA ABLOY Entrance Systems Ltd
Industrial Door and Docking Solutions

7Churchill Way .35A Business Park .Chapeltown .Sheffield .UK .S35 2PY
Tel: +44 (0)114 257 4330 Fax: +44 (0)114 257 4399

TITLE:
Setting out details for electrically operated Sectional Overhead Doors with Vertical Lift hardware

1-No. MOT Bay Door - Grid 8/D-E
1-No. Tyre Bay Door - Grid 8/E-F

CLIENT:
MCS Build Ltd

SITE:
Stone Close
West Drayton

DRAWING STATUS

PRELIMINARY	
FOR APPROVAL	
CONSTRUCTION	✓
AS BUILT	

REV.	BY	DATE	COMMENT
A	IS	26-11-19	Construction Issue.
-	IS	14-11-19	Approval Issue.

DRAWN BY: IS

CHECKED BY: ASK

DATE: Nov 2019

DRAWING No. P-0004491 23-03

REV. A