



Product catalogue

JUNE 2021




Tell me more

Call 01283 722588

Email info@marley.co.uk

Or visit marley.co.uk

Marley, Lichfield Road, Branston, Burton upon Trent, DE14 3HD





Concrete plain tiles and fittings

PLAIN

The authentic single camber design of the Marley concrete plain tile gives it a look to match its outstanding versatility.



COLOUR AVAILABILITY



Key (F) Fine sanded finish (G) Granular finish (S) Smooth finish

TECHNICAL DATA

Size of tile	267mm x 168mm	
Minimum pitch*	35°	
Maximum pitch	90°	
Minimum headlap	65mm (roof)	37.5mm (vertical)
Maximum gauge	100mm (roof)	115mm (vertical)
Tile thickness	12mm (nominal)	
Cover width	168mm (nominal)	
Covering capacity (net)	60 tiles/m ² at 100mm gauge (roof)	53 tiles/m ² at 115mm gauge (vertical)
Weight of tiling (approx.)	73.8kg/m ² (0.72 kN/m ²) at 100mm gauge (roof)	58kg/m ² (0.57 kN/m ²) at 115mm gauge (vertical)
Battens required (net)	10.0 lin.m/m ² at 100mm gauge (roof)	8.7 lin.m/m ² at 115mm gauge (vertical)
Batten size recommended	38mm x 25mm for rafters/supports not exceeding 600mm centres (fixed to BS 5534)	
Tile nails	38mm x 2.65mm	
Authority	BS EN 490	

* The minimum recommended pitch and lap may be influenced by special circumstances, please contact the Technical Advisory Service.

SUSTAINABILITY

- ✓ A+ rated in the BRE Green Guide (based on generic rating for UK produced concrete plain tiles
Element Refs: 812410017, 812410050, 812410064)
- ✓ BES 6001 Responsible Sourcing certified

PRODUCT INFORMATION

Tile camber
Single camber



Feature tiles
For advice on the use of feature tiles in main roof areas contact the Technical Advisory Service.

† Made to order



Club†



Bullnose†

PLAIN TILE FITTINGS


Available in all colours to match main tiles.

Description	Plain tile-and-a-half	Plain eaves/top tile	Cloak verge tile (Left & right hand)	Internal angle (Left & right hand)
Description	External angle (Left & right hand)	Valley tile	Arris hip	Bonnet hip
Angles available	90°, 120°, 135°	35-50°	35-40°	35-50°

PLAIN TILE VERGES, RIDGES & HIPS

For ridges and hips compatible with concrete plain tiles, see page 46.

Note: All measurements in mm.



Concrete
interlocking
tiles and
fittings