



SECTIONS (POND 2)

SCALE 1:200 H & V



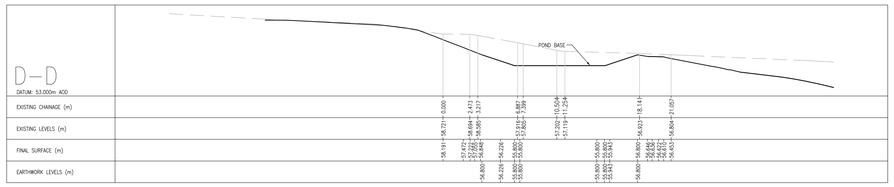

SECTIONS (POND 3)

SCALE 1:200 H & V

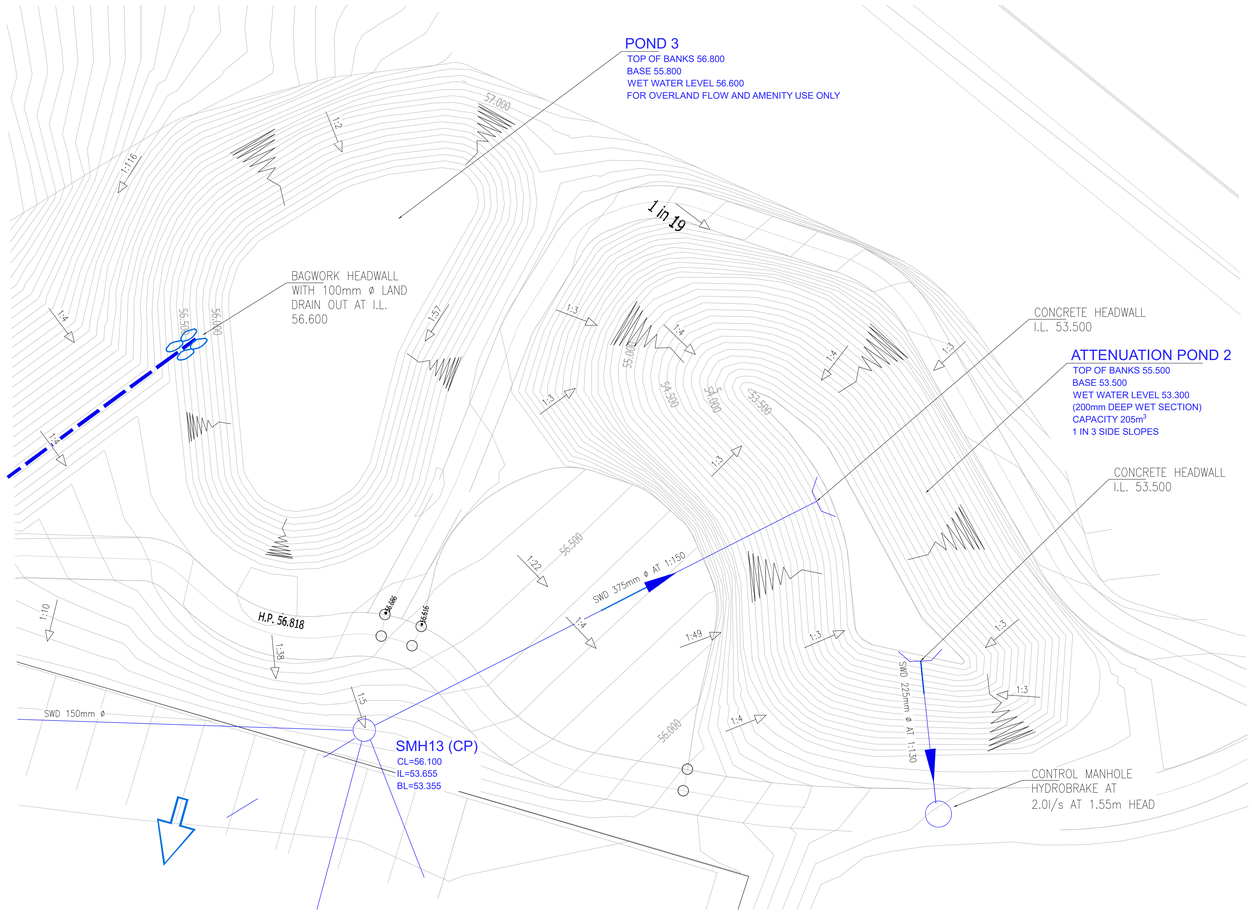

SITE PLAN (POND 2 & 3)

SCALE 1:100

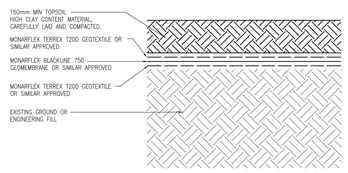

POND LINING DETAIL

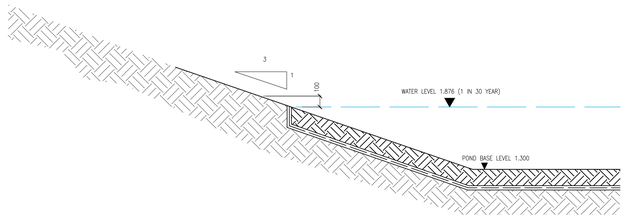

POND LINING LIMITS DETAIL

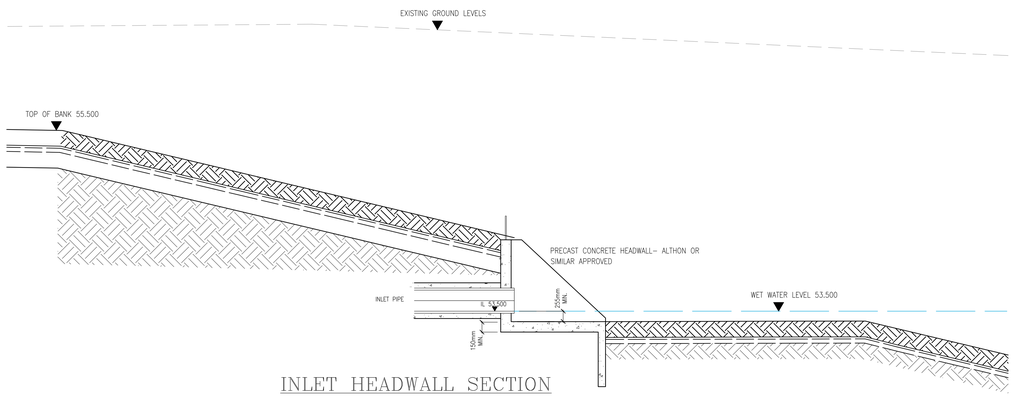

INLET HEADWALL SECTION

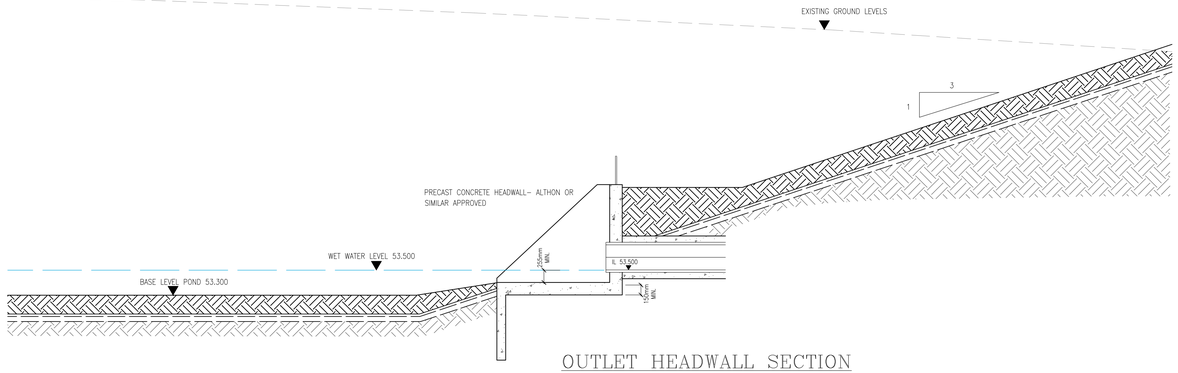

OUTLET HEADWALL SECTION

NOTES

GENERAL NOTES :

1.ALL COYLE KENNEDY DRAWINGS TO BE READ IN CONJUNCTION WITH ARCHITECTS DRAWINGS AND ALL OTHER RELEVANT DRAWINGS.

2.CONCRETE GRADE: CARPARK AREAS – 40N/25, OTHER AREAS – 30N/25, COLUMNS 35N/10, UNLESS NOTED OTHERWISE.

3.ALL SETTING OUT AND INSULATION, DPC, SCREED AND RADON PROTECTION DETAILS BY ARCHITECT.

4.COVER TO ALL REINFORCEMENT: – INTERNAL SURFACES – 25mm; EXTERNALLY EXPOSED SURFACES – 35mm; BELOW GROUND – 50mm COLUMNS – 25mm; ALL SURFACES EXPOSED IN CARPARKS – 40mm

5.DETAILED SPECIFICATIONS (CONTRACT DOCUMENTS) ARE AVAILABLE AT ENGINEERS OFFICE FOR INSPECTION BY CONTRACTORS, BY APPOINTMENT.

6.DETAILS OF SUBSTRUCTURE GAS/WATER PROOFING MEMBRANES TO BE BY A REPUTABLE, COMPETENT SUPPLIER.

7.ALL SITE DEVELOPMENT WORKS SHOULD COMPLY WITH THE "RECOMMENDATIONS FOR SITE DEVELOPMENT WORKS FOR HOUSING AREAS" PUBLISHED BY THE DEPARTMENT OF THE ENVIRONMENT.

8.THE CONTRACTOR SHALL BE DEEMED TO HAVE ALLOWED FOR, WITHIN HIS TENDER, EMPLOYING A CHARTERED STRUCTURAL ENGINEER WITH RESIDUAL PROFESSIONAL INDEMNITY INSURANCE TO ADVISE, DESIGN AND DETAIL SUCH TEMPORARY WORKS AS ARE NECESSARY TO OFFER SUPPORT TO EXISTING AND/OR CONSTRUCTED ELEMENTS DURING THE CONSTRUCTION PERIOD. THIS APPLIES TO ELEMENTS WITHIN THE SITE AND NEIGHBOURING THE SITE.

9.THE CONTRACTOR IS DEEMED TO HAVE VISITED THE SITE AND CONSULTED WITH RELEVANT AUTHORITIES AND BE SATISFIED IN RELATION TO THE SITE'S SURROUNDINGS, EXISTING SERVICES, LEVELS, BOUNDARIES, GROUND CHARACTERISTICS AND ANY OTHER SITE CONSTRAINTS.

10.ALL WORK TO BE CARRIED OUT IN ACCORDANCE WITH THE CURRENT BUILDING REGULATIONS.

11.DO NOT SCALE.

DRAINAGE NOTES :

1.CONTRACTOR TO MAKE ALL NECESSARY ENQUIRIES REGARDING LOCATION OF EXISTING SEWERS, ELECTRICAL AND OTHER SERVICES ON SITE.

2.ALL DRAINAGE WORK TO BE CARRIED OUT IN ACCORDANCE WITH PART H BUILDING REGULATIONS AND WHERE RELEVANT "SEWERS FOR ADOPTION 6th EDITION" A DESIGN & CONSTRUCTION GUIDE FOR DEVELOPERS.

4.BEDDING MATERIAL TO BE 10mm SINGLE SIZED AGGREGATE COMPLYING WITH THE REQUIREMENTS OF AGGREGATES FOR CONCRETE. FOR RIGID PIPES THE GRANULAR MATERIAL SHOULD CONFORM TO BS EN 1610 ANNEX B TABLE B AND SHOULD BE SINGLE SIZE MATERIAL OR GRADED MATERIAL FROM 5mm TO 10mm FOR 100mm PIPES; 14mm FOR 150mm PIPES; 20mm FOR 150mm – 600mm DIAMETER AND 40mm FOR PIPES MORE THAN 600mm DIAMETER.

5.THE PREPARED UNDERPIED OF THE TRENCH SHOULD CONSIST OF BEDDING MATERIAL FOR THE FULL WIDTH OF THE TRENCH AND LAID TO THE CORRECT GRADIENT. COMPACTION FRACTION MAXIMUM 0.3 FOR CLASS N OR B AND 0.15 FOR CLASS F.

6.THE MINIMUM THICKNESS OF BEDDING MATERIAL UNDER THE BARREL OF THE PIPE SHOULD BE 100MM

7.IMPORTED BEDDING MATERIAL AND BACKFILL USING "AS DUG MATERIAL" MUST BE APPROVED BY ENGINEER. BACKFILL WITH SELECTED OR GRANULAR FILL FREE FROM STONES LARGER THAN 40mm

8.ALL PVC-U PIPES AND FITTINGS USED FOR DRAIN AND SEWER MUST COMPLY WITH BS EN14301

9.ALL VITRIFIED CLAY RIGID PIPES & FITTINGS MUST COMPLY WITH BS EN295

North
West
East
South

Rev.	Revision	Date
F. – 6/1		

DRAWING STATUS					
P	PRELIMINARY	A	APPROVAL	T	TENDER
C	CONSTRUCTION	R	RECORD	I	INFORMATION

COYLE KENNEDY
Consulting Engineers
Third Floor,
GW Business Centre,
Great West House,
Great West Road,
Brentford TW8 9DF,
England
Tel: +44(0)203 393 1174 Website: www.coylekennedy.com
Fax: +44(0)203 004 1234 email: mail@coylekennedy.com

PROJECT: BREAKSPEAR ROAD SOUTH, ICKENHAM

CLIENT: FLANNERYS

TITLE: POND DETAILS – POND 2 AND 3

PROJECT No. 25–014

DATE: MARCH 2025

STATUS – DRAWING No.: P-313

DRAWING REV.: –

SCALE: 1:200 @ A0, 1:142 @ A1 | BY: BK | CHECKED: SP

SCALE 1:20 | SCALE 1:50 | SCALE 1:100 | SCALE 1:200 | SCALE 1:250 | SCALE 1:500

© COPYRIGHT COYLEKENNEDY