PLANTING – TREES AND HEDGES

- JAPANESE MAPLE – Prunus
  - Potted Trees | Steel Cube | RAL 7016/7021
  - Planters: H:80cm L:80cm W:80cm
  - Drainage to ground
- Existing Ever-Green / Conifer Hedge
  - Maintained to approximately H:5-6m
- Mature Hedge 2-3m to be planted and maintained at 4-5m
  Prunus Lusitancia

PLANTING – GREEN WALLS

- Bergenia
  Blechnum Spicant
  Liriope Muscarii
  Polystichum Setiferum

PLANTING – FLOWER BEDS

- Pittisporum Tobira , Helleborus Red Lady, Alliums Tulips and Narcissus

PLANTING – GREEN ROOF

- Assorted Sedum

PAVING + DECKING

- Black Avestruz Driveway Porcelain Paving Slabs
  W:90cm x L:45cm x D:3cm
- Grey Paving Slabs
- Milano Grey Vitrified Driveway Porcelain Paving Slabs
  W:60cm L:60cm D:3
- GRAVEL - White

FENCING

- Composite Fencing with metal posts
  Screen with Envy | Kerplunk Fence
  7ft Fencing | RAL 7016 | Anthracite Grey
  Black
- Closeboard Wooden Fencing on Concrete Posts and Gravel Boards
  Anthracite Grey / Black
  - 2m panels
- Custom CNC Cut Metal Gates
  Anthracite Grey / Black | 180cm

PLANTING - PLANTERS

- Anemones Grasses (Hackonechleao, Stipa arundicea)
  Libertia Chilensis grandiflora (mixed Alliums Tulips and Narcissus) – Seasonal Plants
- 3 Headed Pom pom ligustrum
  Potted Plants
- EXISTING MATURE ROSES BUSHES
  Rescued from original garden, awaiting re-planting
  Approximate H:120cm
- Salvia Caradonna
  Libertia Chilensis
  Geum Totally Tangerine
  Achillia Terracotta
  Helleborus Red lady – Perennial Plants
- Ground Level floor bed

FULL WALL REPAIR AND RE-MODELLING

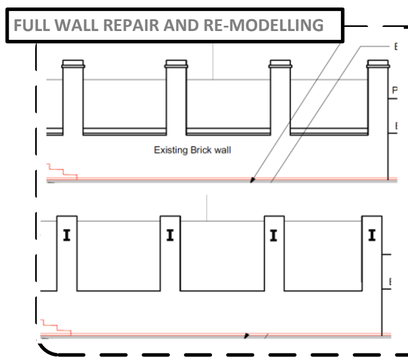

BEFORE:
- Red Brick Construction
- Red Brick Detailing
- Wooden Panels (RAL 7016)

AFTER:
- White Rendered Finish (Ceresit Sahara 1)
- – Render to ALL Sides
- NO Brick Detailing
- Composite Panels - Taller
- (RAL 7016 | Anthracite Grey)
- Lighting Added to 1 side and front approach
- No change to overall Wall Height

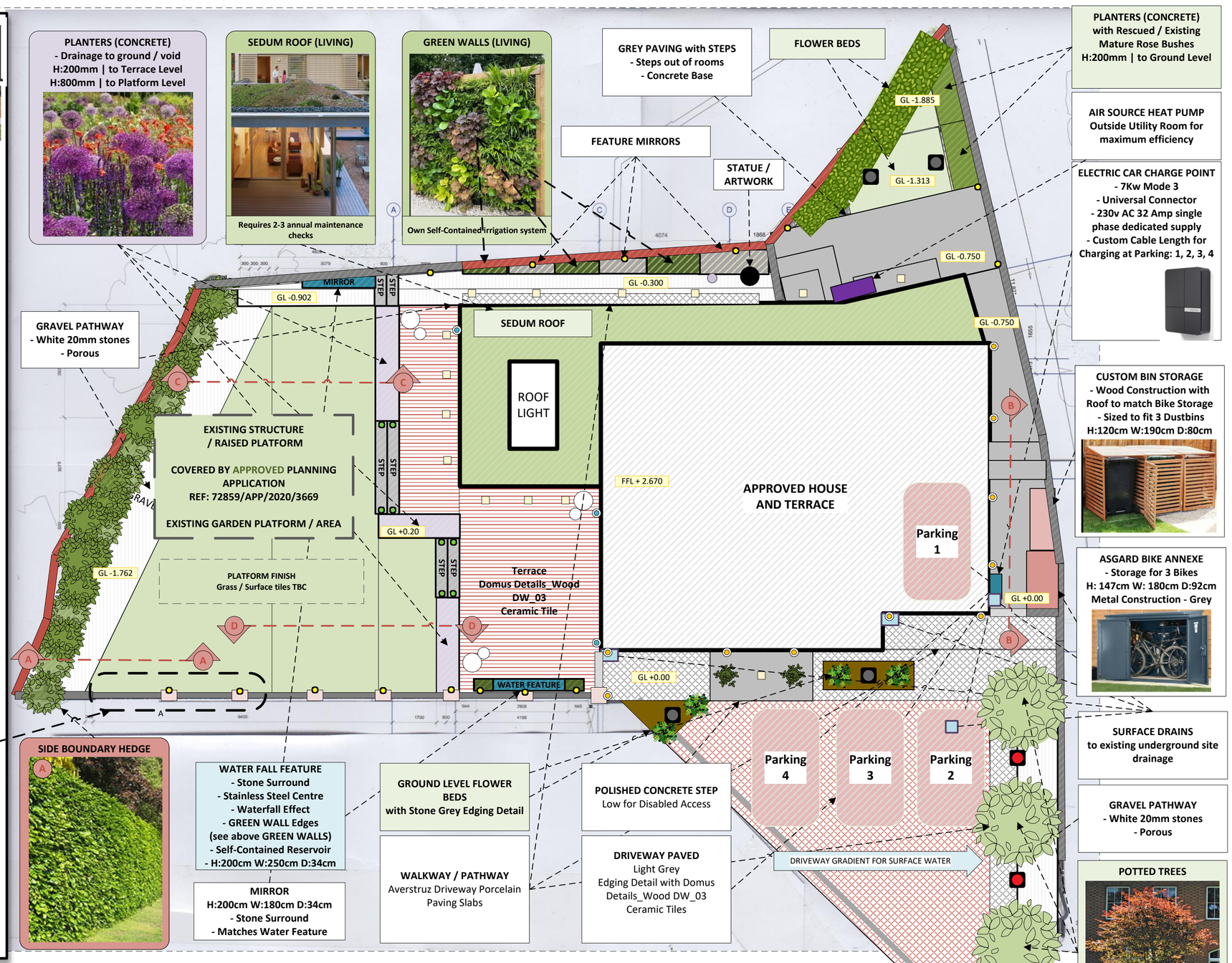

REV:	Date:	Description
A	01.07.2021	Draft
B	04.07.2021	Floor finishes updated
C	06.07.2021	Final fencing and wall detailing updated
D	07.07.2021	Plant scheme and drainage detail added
E	07.09.2021	Extra info as requested by Council
F	06.11.2021	Extra info as requested by Council (PIR, Wall Detail and Platform Finishes)

PROJECT	Patel-Gibbons Towers | 17A Highfield Crescent, Northwood, Middlesex, HA6 1EZ		
DRAWING	LS01 : Planned Landscape – 17A - HA6 1EZ		
DATE	November-2021	REV:	F
CLIENT	Mr Gibbons and Mrs Patel-Gibbons		

@Copyright 2021 : MarkGibbons Landscapes

LIGHTING SCHEDULE

- Impress Pedestal Light LED
  H:40cm W:10cm L:10cm
  Output: 1200 LM
- Resonate Outdoor Wall Light LED
  W:12cm H:18cm D:10cm
  Output: 1200 LM
- Appear Outdoor Wall Light LED
  W:9cm H:24cm D:12cm
  Output: 1200 LM
- Impress Outdoor Wall Light LED
  W:12cm H:24cm D:14cm
  Output: 1200 LM
- Canopy Downlighter
  Standard GU10 Bulbs (up to 35w)
- Econic Path Light LED
  H:100cm W:17cm L:17cm
  Output: 1200 LM
- Ball LED Lights
  D:50cm H:50cm (L)
  D:30cm H:30cm (M)
  Output: 900 LM
- Spot Light LED
  H:19cm W:11cm L:11cm
  Output: 1050 LM
- Floor LED Light Ground Level
  Standard GU10 Bulbs (up to 35w)

PIR LIGHTING
There will be no PIR operated lighting or sensors

N

1.0m 2.0m 3.0m
Scale: 1:50

WEST SIDE BOUNDARY



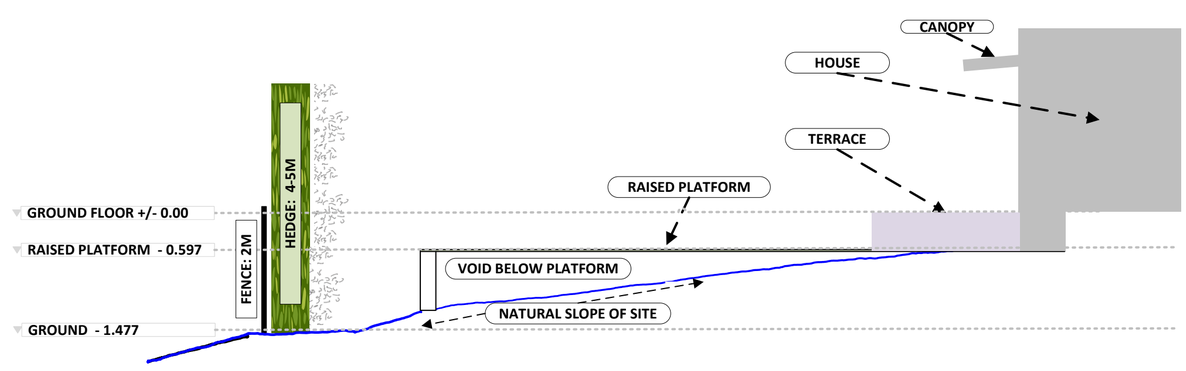

DO NOT SCALE FROM THIS DRAWING

Scale: Not to scale

EAST BOUNDARY

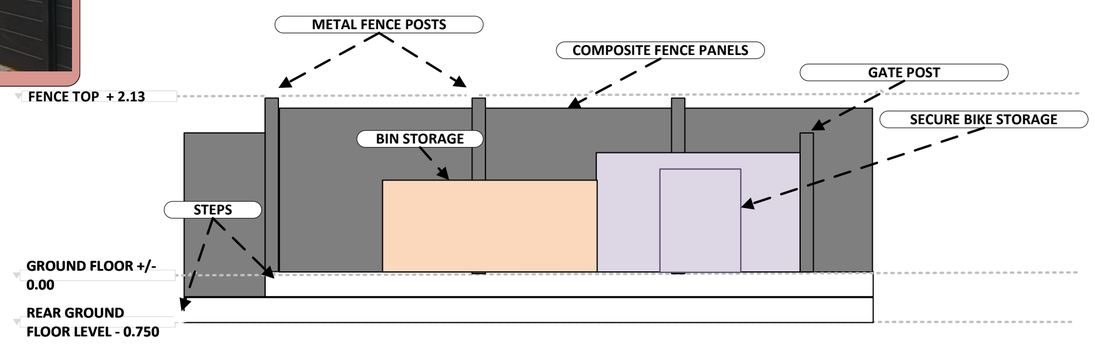

DO NOT SCALE FROM THIS DRAWING

Scale: Not to scale

NORTH BOUNDARY

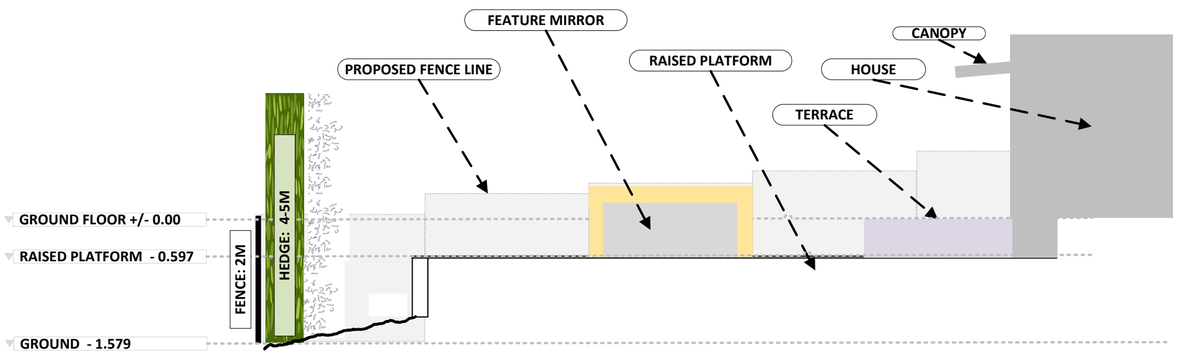

DO NOT SCALE FROM THIS DRAWING

Scale: Not to scale

SOUTH BOUNDARY WALL

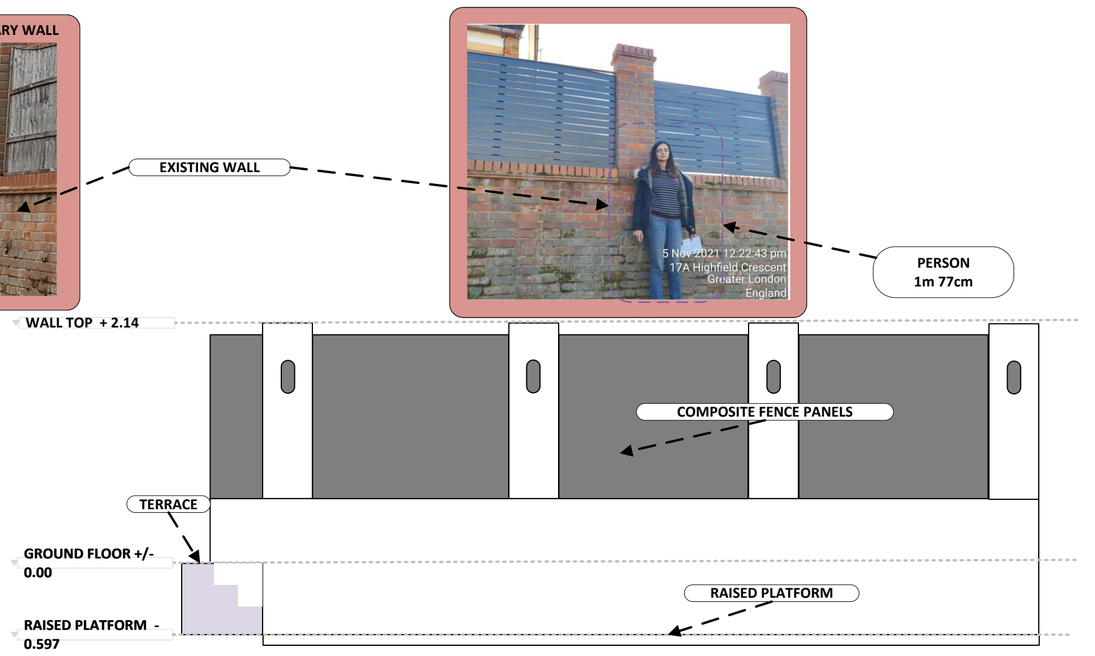

DO NOT SCALE FROM THIS DRAWING

Scale: Not to scale