PLANTING – TREES AND HEDGES

- JAPANESE MAPLE – Prunus
  - Potted Trees | Steel Cube | RAL 7016/7021
  - Planters: H:80cm L:80cm W:80cm
  - Drainage to ground
- Existing Ever-Green / Conifer Hedge
  - Maintained to approximately H:5-6m
- Mature Hedge 2-3m to be planted and maintained at 4-5m
  Prunus Lusitancia

PLANTING – GREEN WALLS

- Bergenia
- Blechnum Spicant
- Liriope Muscarii
- Polystichum Setiferum

PLANTING – FLOWER BEDS

- Pittisporum Tobira , Helleborus Red Lady, Alliums Tulips and Narcissus

PLANTING – GREEN ROOF

- Assorted Sedum

PAVING + DECKING

- Black Avestruz Driveway Porcelain Paving Slabs W:90cm x L:45cm x D:3cm
- Grey Paving Slabs
- Milano Grey Vitrified Driveway Porcelain Paving Slabs W:60cm L:60cm D:3
- GRAVEL - White

FENCING

- Composite Fencing with metal posts Screen with Envy | Kerplunk Fence 7ft Fencing | Anthracite Grey / Black
- Closeboard Wooden Fencing on Concrete Posts and Gravel Boards Anthracite Grey / Black - 2m panels
- Custom CNC Cut Metal Gates Anthracite Grey / Black | 180cm

PLANTING - PLANTERS

- Anemones Grasses (Hackonechleao, Stipa arundicea) Libertia Chilensis grandiflora (mixed Alliums Tulips and Narcissus) – Seasonal Plants
- 3 Headed Pom pom ligustrum Potted Plants
- EXISTING MATURE ROSES BUSHES Rescued from original garden, awaiting re-planting Approximate H:120cm
- Salvia Caradonna
  Libertia Chilensis
  Geum Totally Tangerine
  Achillia Terracotta
  Helleborus Red lady – Perennial Plants
- Ground Level floor bed

FULL WALL REPAIR AND RE-MODELLING

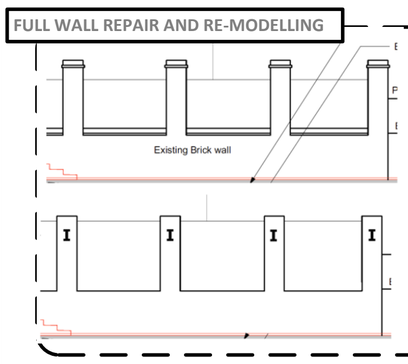

BEFORE:
- Red Brick Construction
- Red Brick Detailing
- Wooden Panels (RAL 7016)

AFTER:
- White Rendered Finish (Ceresit Sahara 1)
- – Render to ALL Sides
- NO Brick Detailing
- Composite Panels (RAL 7016) - Taller
- Lighting Added to 1 side and front approach
- No change to overall Wall Height

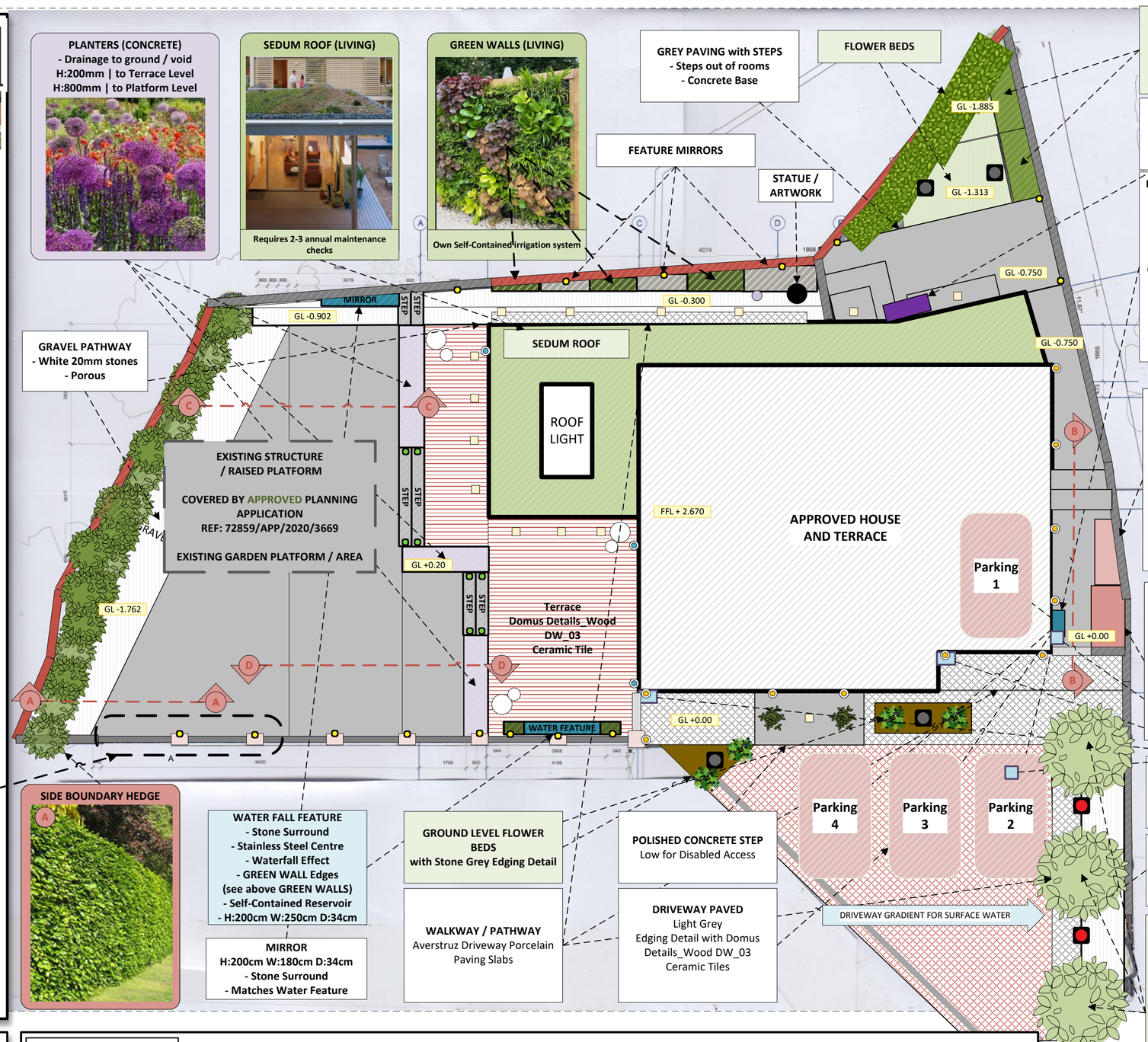

REV:	Date:	Description
A	01.07.2021	Draft
B	04.07.2021	Floor finishes updated
C	06.07.2021	Final fencing and wall detailing updated
D	07.07.2021	Plant scheme and drainage detail added
E	07.09.2021	Extra info as requested by Council

PROJECT	Patel-Gibbons Towers | 17A Highfield Crescent, Northwood, Middlesex, HA6 1EZ		
DRAWING	LS01 : Planned Landscape – 17A - HA6 1EZ		
DATE	September-2021	REV:	E
CLIENT	Mr Gibbons and Mrs Patel-Gibbons		

@Copyright 2021 : MarkGibbons Landscapes

LIGHTING SCHEDULE

- Impress Pedestal Light LED H:40cm W:10cm L:10cm Output: 1200 LM
- Resonate Outdoor Wall Light LED W:12cm H:18cm D:10cm Output: 1200 LM
- Appear Outdoor Wall Light LED W:9cm H:24cm D:12cm Output: 1200 LM
- Impress Outdoor Wall Light LED W:12cm H:24cm D:14cm Output: 1200 LM
- Canopy Downlighter Standard GU10 Bulbs (up to 35w)
- Econic Path Light LED H:100cm W:17cm L:17cm Output: 1200 LM
- Ball LED Lights D:50cm H:50cm (L) D:30cm H:30cm (M) Output: 900 LM
- Spot Light LED H:19cm W:11cm L:11cm Output: 1050 LM
- Floor LED Light Ground Level Standard GU10 Bulbs (up to 35w)

N

1.0m 2.0m 3.0m

Scale: 1:50

WEST SIDE BOUNDARY

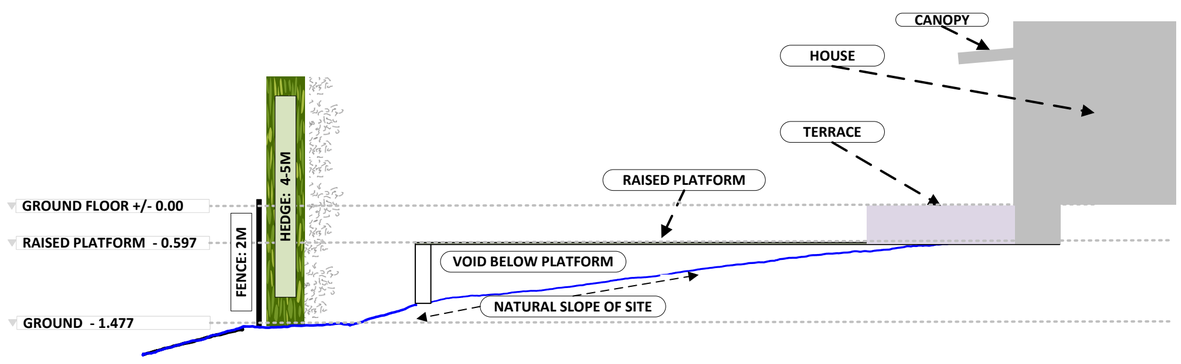

EAST BOUNDARY

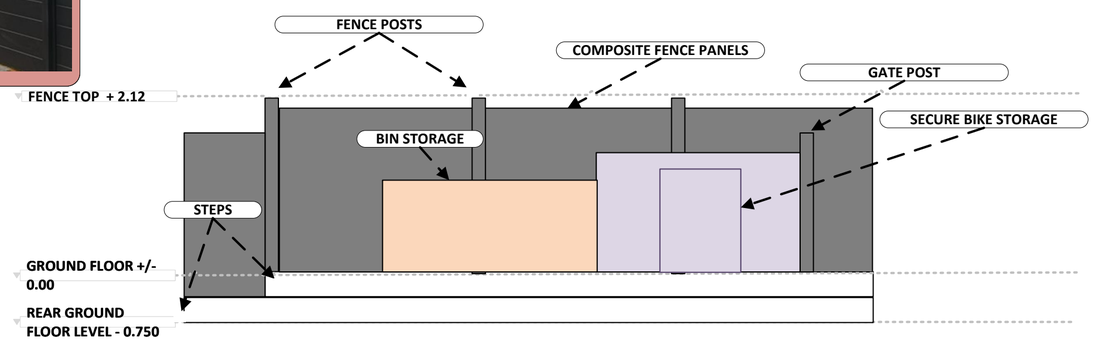

NORTH BOUNDARY

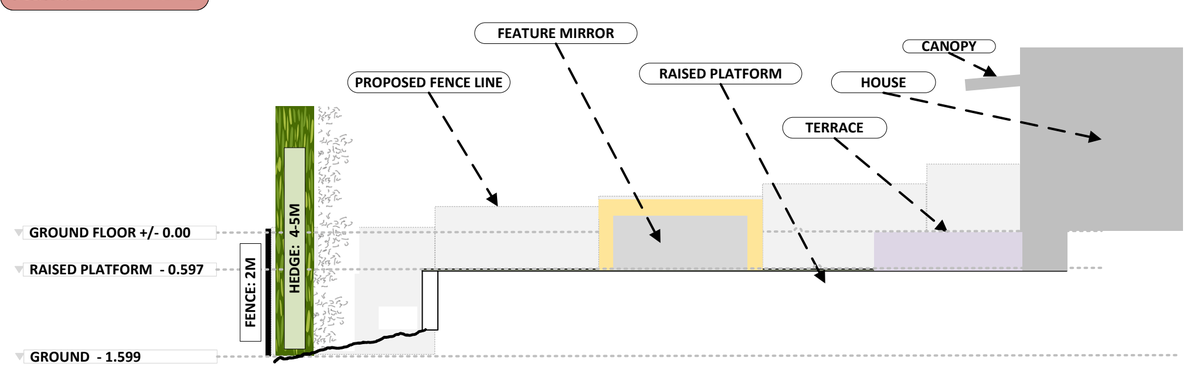
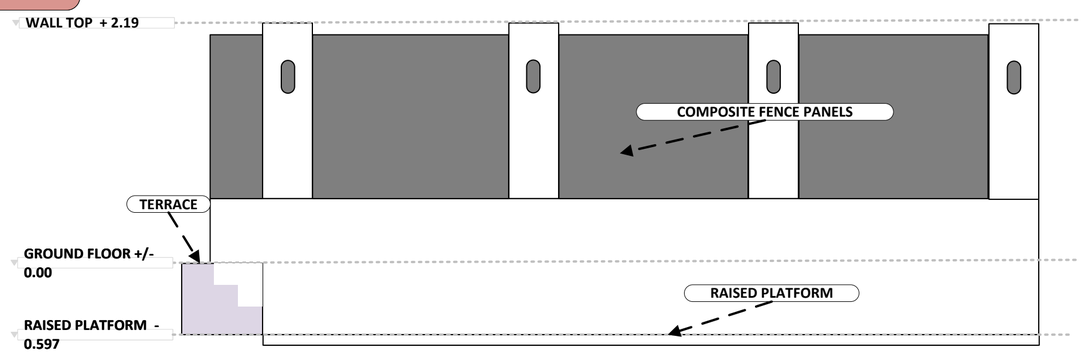
SOUTH BOUNDARY WALL