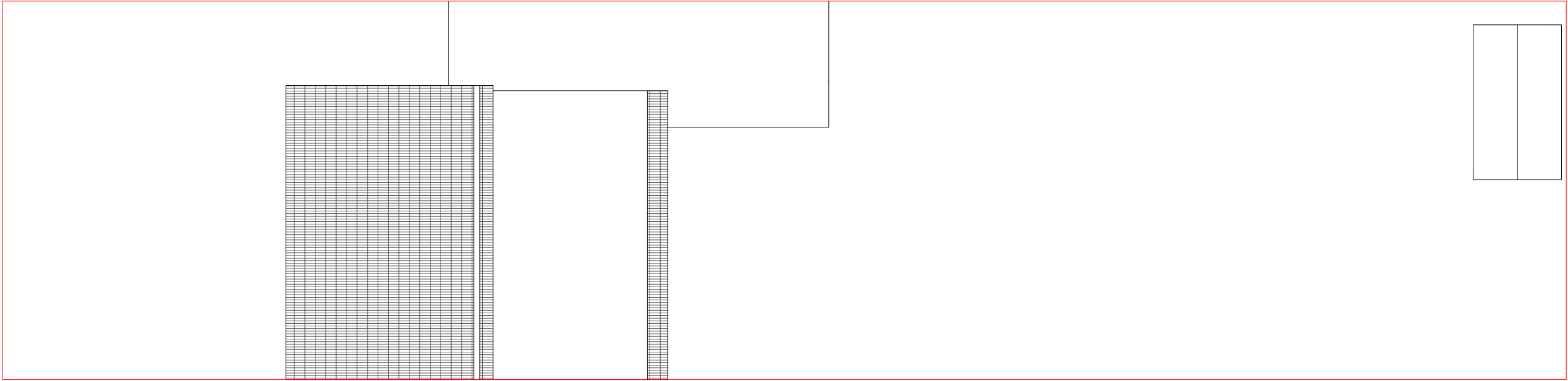
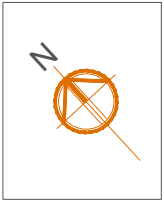




GROUND FLOOR



ROOF



This Is A Cad Drawing
UNDER NO CIRCUMSTANCES SHALL
MANUAL ALTERATIONS BE MADE.
FIGURED DIMENSIONS TAKE PREFERENCE
TO SCALE.
VERIFY AND CHECK ALL DIMENSIONS ON
SITE BEFORE WORK IS PUT IN HAND, AND
ANY DISCREPANCIES ARE TO BE REFERED
TO THE ARCHITECT.

Copyright Is Reserved
COPYING OR REPRODUCTION OF THIS
DRAWING OR ELECTRONIC DATA WITHOUT
THE WRITTEN PERMISSION OF THE
ARCHITECT IS NOT PERMITTED

Disclaimer
THE HARD COPY ACCOMPANYING THE
ELECTRONIC DATA IS THE LEGAL

Rev.	Date.	Amendment.

275 Long Drive,
Ruislip, HA4 0HT.

167 Earls court road,
London SW5 9RF

T +44 (0)78 5228 6592
info@gestaltdevelopments.co.uk

Drawing title.

Existing plans.

Status.
PLANNING.

Scale.
1:100 @ A3

DWG No.
GD14-02.1

Date.
March'23

Dwn.
Y.H