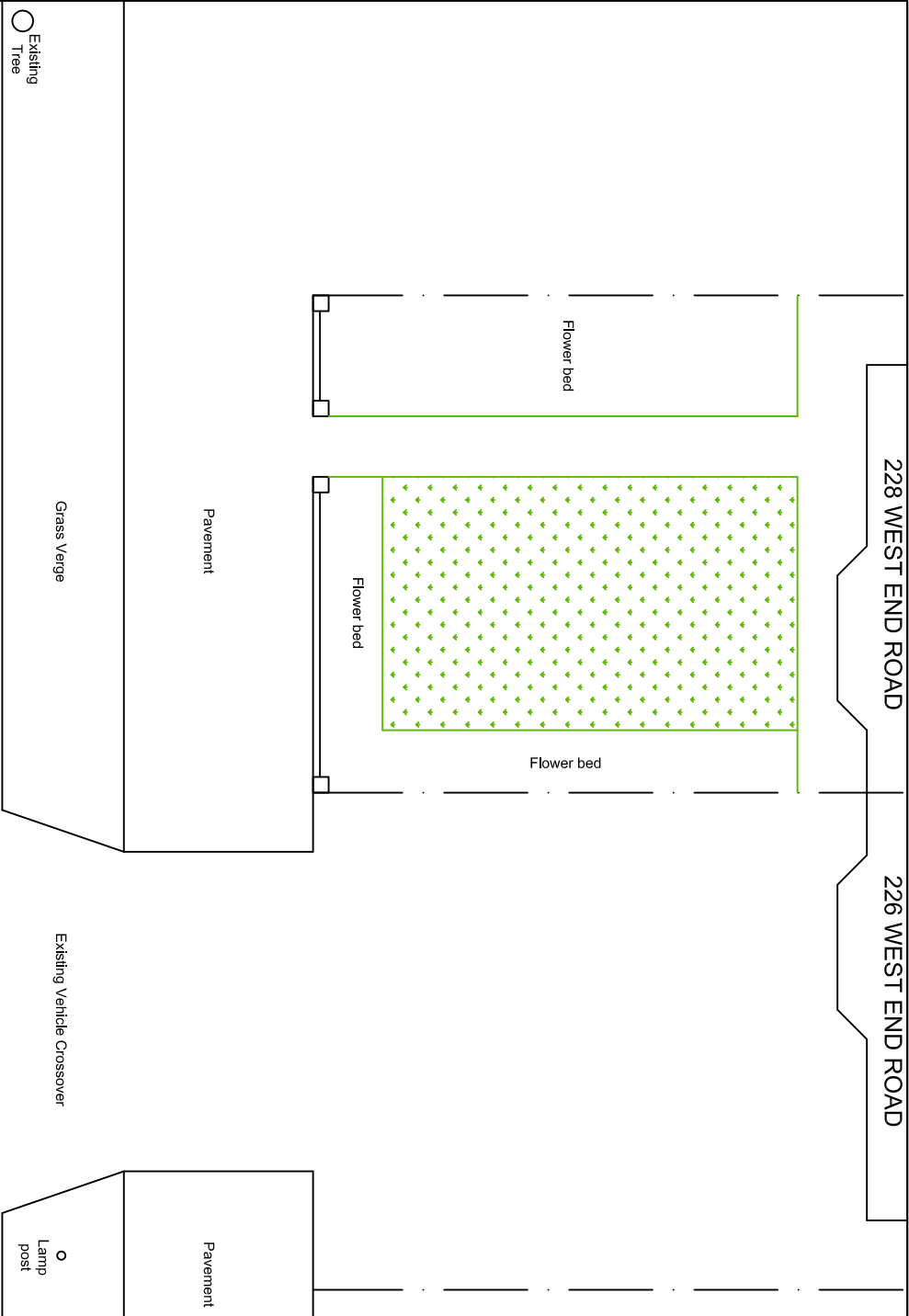


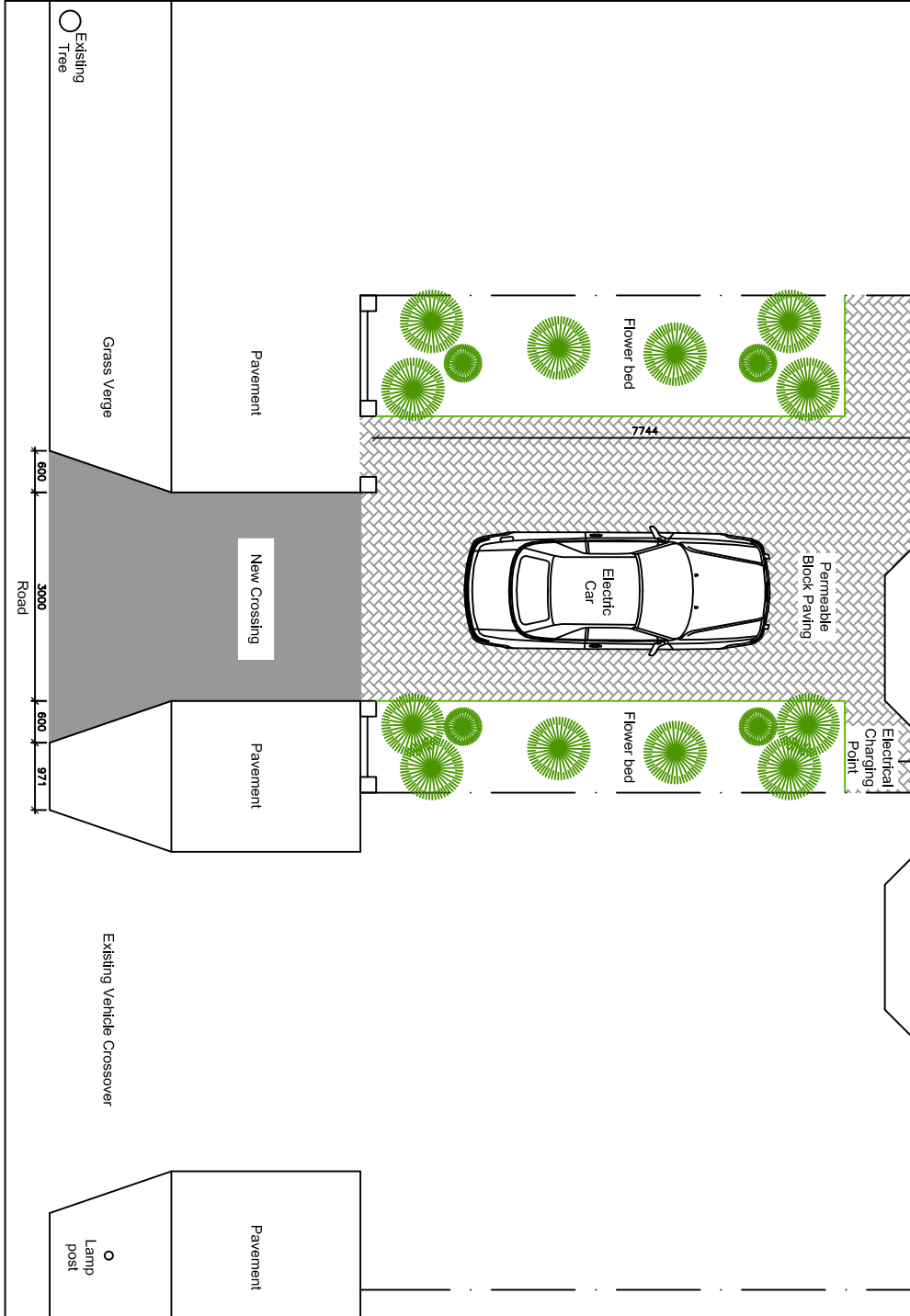
SITE LOCATION PLAN
SCALE 1:1250 @ A3

EXISTING
Scale 1:100 @ A3



228 WEST END ROAD

226 WEST END ROAD



PROPOSED
Scale 1:100 @ A3

GENERAL NOTES

All dimensions, levels, sizes, positions and locations of particulars as indicated on drawings are to be verified by the appointed contractor on site prior to engaging in works.

Any discrepancies must be reported to the Architect/Engineer/Surveyor or responsible person/s immediately.

No dimension to be scaled from the drawings for construction purposes unless otherwise indicated. All work is to comply with current Building Regulations.

Party Wall etc Act 1996 would apply and contractor is to ensure that no work is commenced until this formality is completed.

The sole purpose of this drawing is the procurement of Planning Permission and Building regulation approval and work is NOT to commence before such approvals.

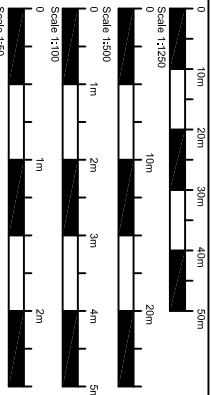
Where the drawing is used for the works, contractors should request at the time of tender, form the tenderer, full specification and schedule of work. To avoid any disputes, this schedule of works in conjunction with the drawings would be used to resolve matters.

Contractors to assure and satisfy himself that necessary Planning permission and Building Regulations are approved before tendering or commencement if works.

The competent person is to send to the local authority via the scheme provider a self certification certificate within 30 days of the electrical works completion. The client must receive both a copy of the self certificate and a BS7671 Electrical Installation Test Certificate (Reg.P1)

The Gas and Boiler installations will be carried out by a suitably qualified CORGI registered gas engineer or equal approved.

The contractor is responsible for ensuring compliance with the CDM Regulations and appropriate Health & Safety on site precautions.



REVISION	DESCRIPTION	BY	DATE
P2	FLOWER BED	NP	08.08.2022
P1	IMAGE	NP	08.08.2022

SITE ADDRESS
228 WEST END ROAD
RUSLIP
HA4 6DX

DRAWING TITLE
EXISTING & PROPOSED PLANS

DATE	DRAWN BY	CHECKED BY
AUG 2022	NP	
SCALE 1:100 @ A3		
DRAWING NO.	DD319-01-P2	



Images of rear lane access unsuitable to maneuver car into garage.