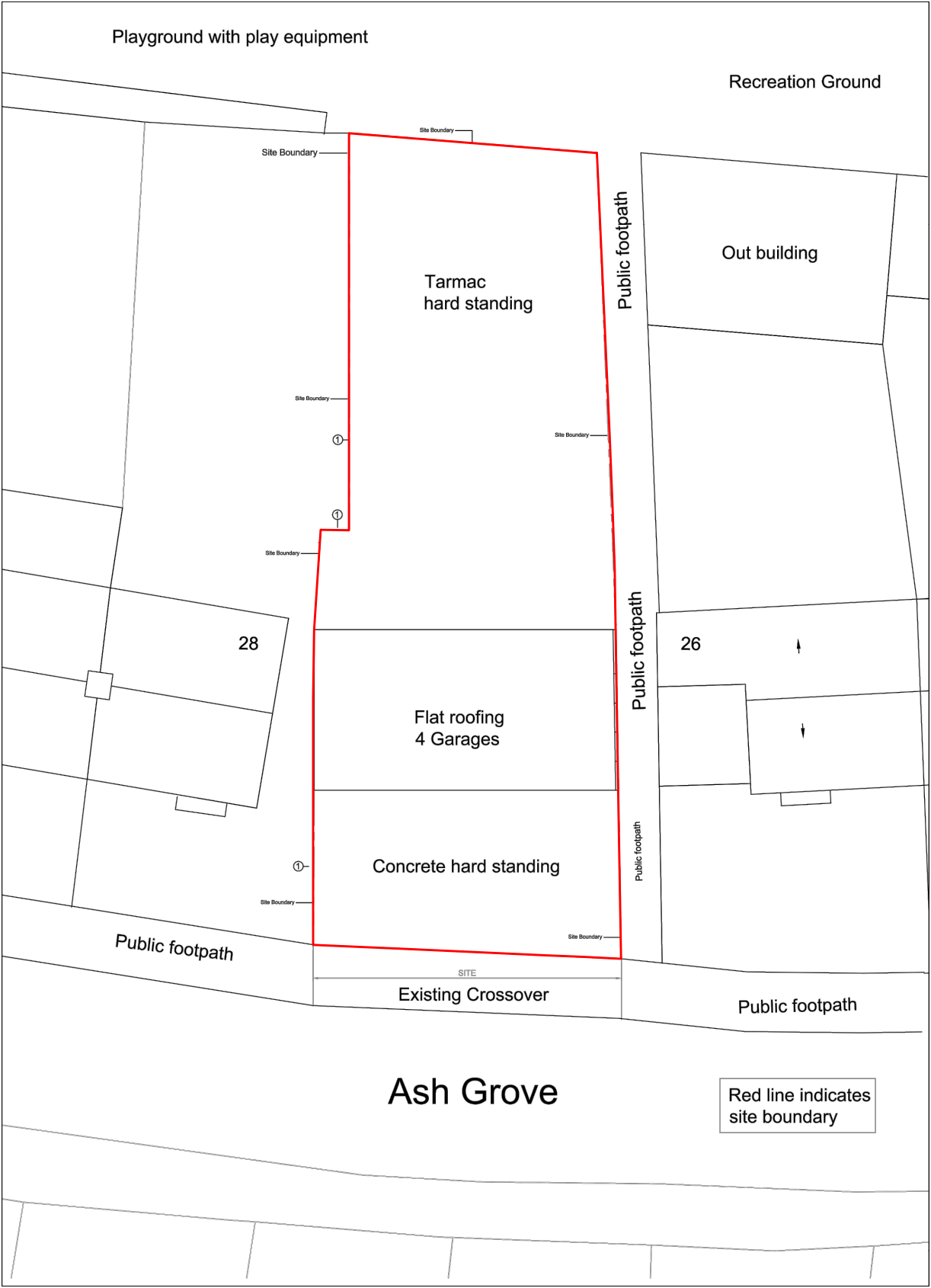


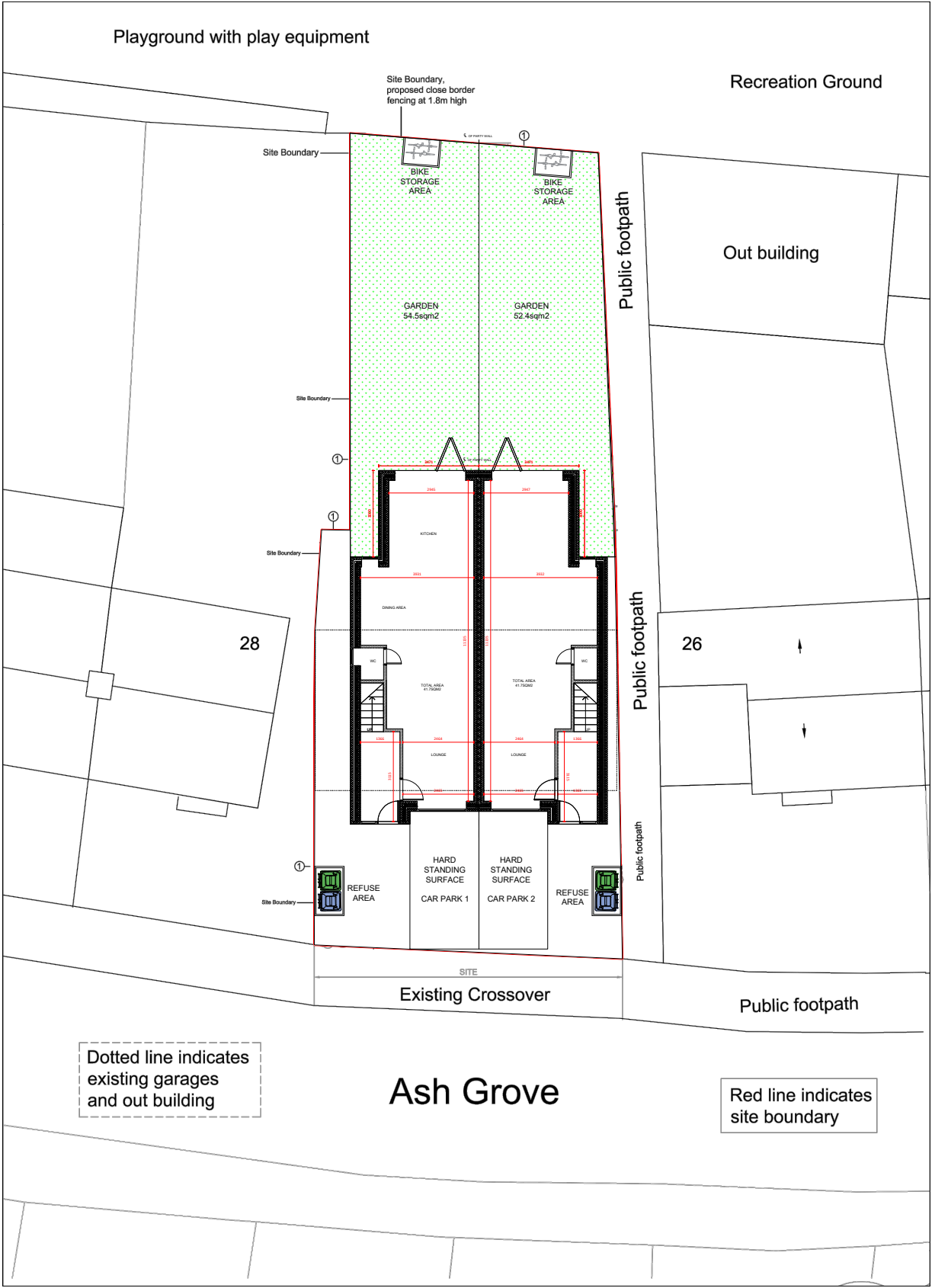
NOTES RELATING TO THIS DRAWING

ALL DIMENSIONS ARE TO BE CHECKED ON SITE PRIOR TO COMMENCEMENT OF ANY WORKS, AND ANY DISCREPANCIES REPORTED IMMEDIATELY TO THE ARCHITECT/DISIGNER.
THIS DRAWING IS TO BE READ IN CONJUNCTION WITH ALL OTHER DESIGN TEAM DETAILS AND SPECIFICATIONS.

DO NOT SCALE FROM DRAWINGS, EXCEPT FOR THE PURPOSES OF PLANNING ASSESSMENT.



SITE PLAN
(EXISTING)
Scale 1:100

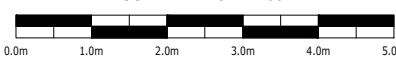


SITE PLAN
(PROPOSED)
Scale 1:100

LEGEND:

- RETAINED STRUCTURE
- NEW CAVITY WALL
- NEW STUD WALL
- NEW BLOCKWORK WALL

SCALE BAR FOR 1:100



| Rev. | Description | By | Chkd. | Date |
|------|-----------------------|----|-------|--------|
| P1 | ISSUE FOR INFORMATION | SS | SS | NOV 23 |

| | | | |
|-----------------|--|-------------|--------|
| Title: | ISSUE FOR INFORMATION | | |
| Client: | ... | | |
| Project: | GARAGE SITE BETWEEN 26 & 28 ASH GROVE, HAREFIELD, UB9 6EX | | |
| Drawing: | SITE PLANS | | |
| Drawn: | SS | Chkd: | SS |
| Drawing Status: | PLANNING ISSUE | Rev. | P1 |
| Scale: | Noted @ A2 | Date | NOV 23 |
| Job No. | PSD/2023/398 | Drawing No. | A03 |

1:200

