


Internal View 1



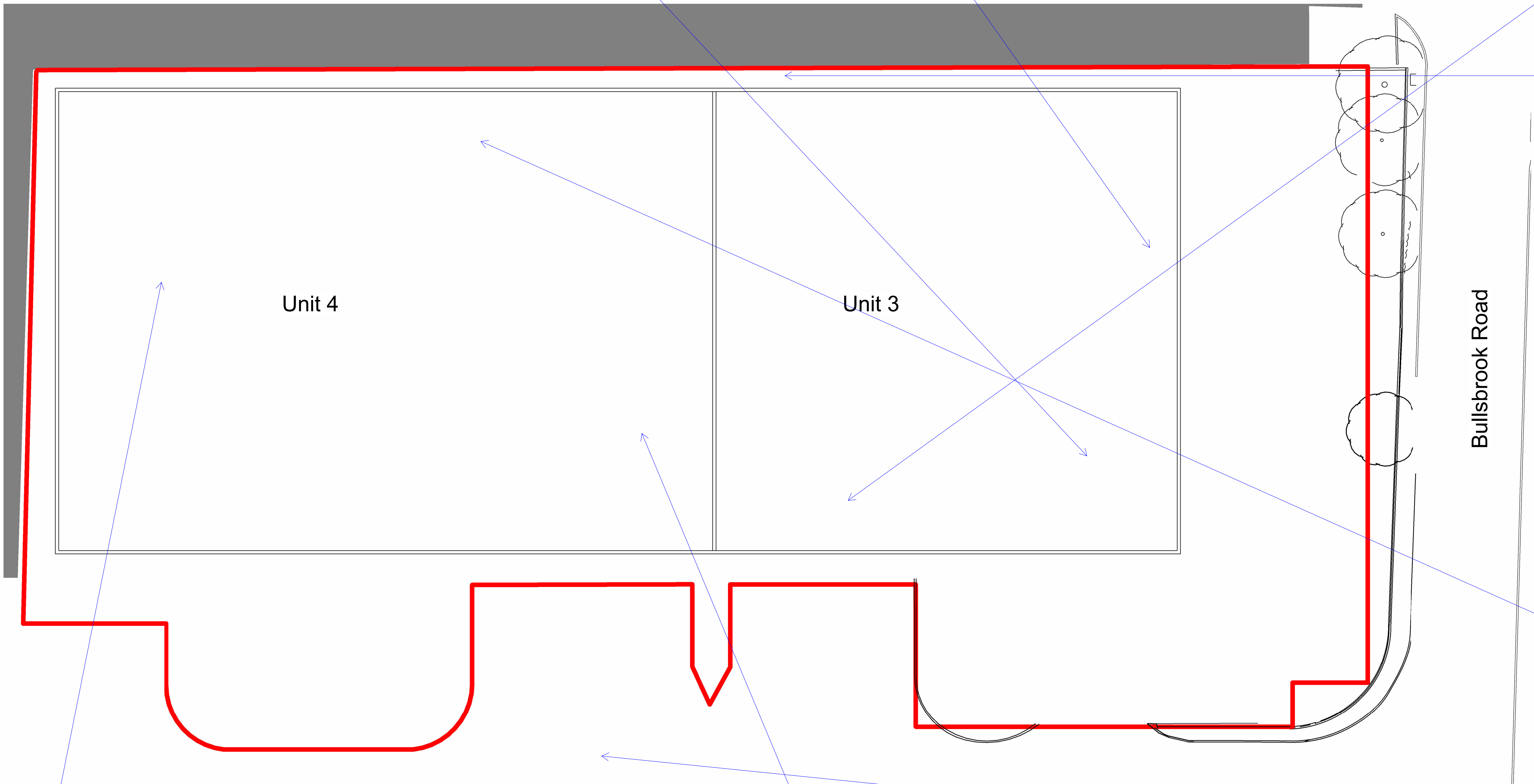
Internal View 2



Internal View 3



External View 2



Site Depiction Plan
1:200




Internal View 4



External View 1



Internal View 6



Internal View 5

General Notes

1. Do not scale from this drawing. All dimensions indicated are in millimetres unless otherwise stated. Values of measurements on site.
2. Any discrepancies between this drawing and other documents should be brought to the attention of the architect.
3. This drawing is not an installation drawing. It is the Contractor's responsibility to make final coordinated installation drawings.
4. The contents of this drawing shall be read in conjunction with the current revisions of Architectural, Civil, Structural, Mechanical, Electrical, Security, Telecom drawings and all relevant sections of the specifications.

2000 0 2000 4000 6000 8000
SCALE: 1:200

Client

colt
Data Centre Services

Architect

NWA

Structural / Civil Engineer

ARUP

Project Title

London Digital Park Bullsbrook Road Substation

Drawing Title

Site Depiction plan

Project Status

Project 2C Enabling Works

Discipline

Architecture

Project Number

LON8

Drawing Number

LON8-NWA-DM-ZZ-DR-A-2013

Scale @ A0

As shown

Revision

P01

Project - Design - Enabling - Substation - Civil - Telecom - Security - Mechanical