

# Aluminium Casement Windows



1

## WINDOW COLOURS

Same colour on inside and outside



White



Black



Brown



Battleship  
Grey



Charcoal  
Grey

## TWO COLOURS OPTIONS

Exterior colour with white on the inside.



Black /  
White

2

Off set  
Handle



Chrome



Gold



Black



Graphite



White

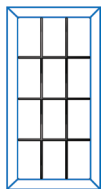
Aluminium Direct Fix	
Min Width	Max Width
300mm	4500mm
Min Height	Max Height
300mm	4400mm

Aluminium Into Timber SubFrame	
Min Width	Max Width
300mm	4500mm
Min Height	Max Height
300mm	4400mm


3

## GLAZING OPTIONS

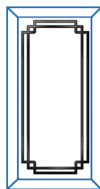
### Lead Designs




Rectangular Lead



Diamond Lead



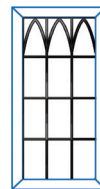
Eton Lead



Queen Anne Lead



Royal Stuart Lead



Arches Lead

Bespoke customer  
designs are available

### Privacy Glass options



**Warwick**  
Privacy Level 1



**Chantilly**  
Privacy Level 2



**Minster**  
Privacy Level 2




**Sycamore**  
Privacy Level 2



**Taffeta**  
Privacy Level 3



**Digital**  
Privacy Level 3



**Autumn**  
Privacy Level 3



**Mayflower**  
Privacy Level 4



**Florielle**  
Privacy Level 4




**Oak**  
Privacy Level 4



**Charcoal**  
Privacy Level 4



**Stippolyte**  
Privacy Level 4




**Arctic**  
Privacy Level 4



**Contora**  
Privacy Level 4



**Pelerine**  
Privacy Level 5



**Cotswold**  
Privacy Level 5



**Everglade**  
Privacy Level 5



**White Diffusa**  
Privacy Level 5

Acid etched  
pattern ►



**Canterbury**  
Privacy Level 4

# Aluminium Casement Windows

## TECHNICAL FEATURES

Finish	Powder Coated Aluminium
Construction	Thermally broken aluminium profile
Material	Aluminium
Profile Style	Storm
Frame Colour Options (same colour on inside and outside)	White Black Brown Battleship Grey Charcoal Grey
Frame Colour Options (exterior colour with white on the inside)	Black
Timber subframe	Optional
Unequal SightLines	No
Equal SightLines	Yes
Locking system	Multipoint Locking
Test standard	Latest PAS 24:2016 security and weatherproof standards
Standard Handles	Offset Handle
Standard Handle Colours	White, Chrome, Gold, Black, Graphite

## GLAZING

Double	Yes
Triple	No
Glazing Options	Security Laminated Toughened Safety Noise Reducing Privacy Leaded Decorative
Window Energy rating	B Double Glazed A Double Glazed with Timber Sub Frame

## ACCESSORIES

Egress Hinges (fire escape option)	Optional ( required for new builds, optional for replacements)
Georgian Bars	Internal Georgian Bars
Trickle ventilation	Yes – required to meet new Building Regulations

## GUARANTEE

10 year guarantee against fog and condensation between the panes  
25 year guarantee covers the aluminium profile and colour finish  
10 year guarantee on the whole window including handles, locking mechanism and installation

## 4 WINDOW TECHNICAL DIMENSIONS

Profile cross section

