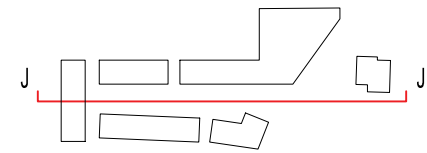
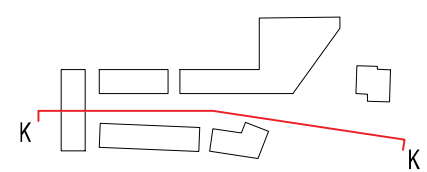




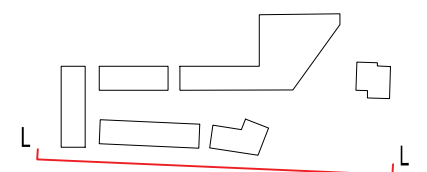
1 ELEVATION JJ  
SCALE 1:250 @A1 [Illustrative material - No dimensions to be taken from these drawings]



2 ELEVATION KK  
SCALE 1:250 @A1 [Illustrative material - No dimensions to be taken from these drawings]



3 ELEVATION LL  
SCALE 1:250 @A1 [Illustrative material - No dimensions to be taken from these drawings]




NOTES  
Fletcher Priest Architects is a Limited Liability Partnership registered in England and Wales (OC336568) at the below address. ≡ this drawing is to be read in conjunction with the design risk assessment prepared by fpa. ≡ this drawing is to be read in conjunction with other drawings and specification produced by fpa and other members of the design team. ≡ all dimensions are in millimeters unless otherwise stated. ≡ do not scale this drawing. ≡ any discrepancies in dimensions are to be reported to the architect. ≡ all information subject to detail site survey.

NOTES  
These drawings are illustrative and should be reviewed alongside GA Elevations 2100 / 2102 / 2103  
For more detailed information on the proposed elevation materials please refer to the 'Design and Access Statement' by Fletcher Priest Architects.

FOR PLANNING	AK	LR	281015
REV	DESCRIPTION	BY	CHK DATE

FOR PLANNING



## TRANSPORT FOR LONDON NORTHWOOD

### 90 ILLUSTRATIVE MATERIAL Illustrative Elevations & Sections 2

DRAWING NUMBER / REVISION  
A 1323 GA 9006

SCALE  
1:250 @A1 / 1:500 @A3

DATE / DRAWN BY / CHECKED BY  
28.10.2015 AK / LR

**fletcher priest architects**  
**london + köln + riga**  
middlesex house  
34/42 cleveland st  
london W1T 4JE  
t +44 (0)20 7034 2200  
f +44 (0)20 7637 5347  
www.fletcherpriest.com