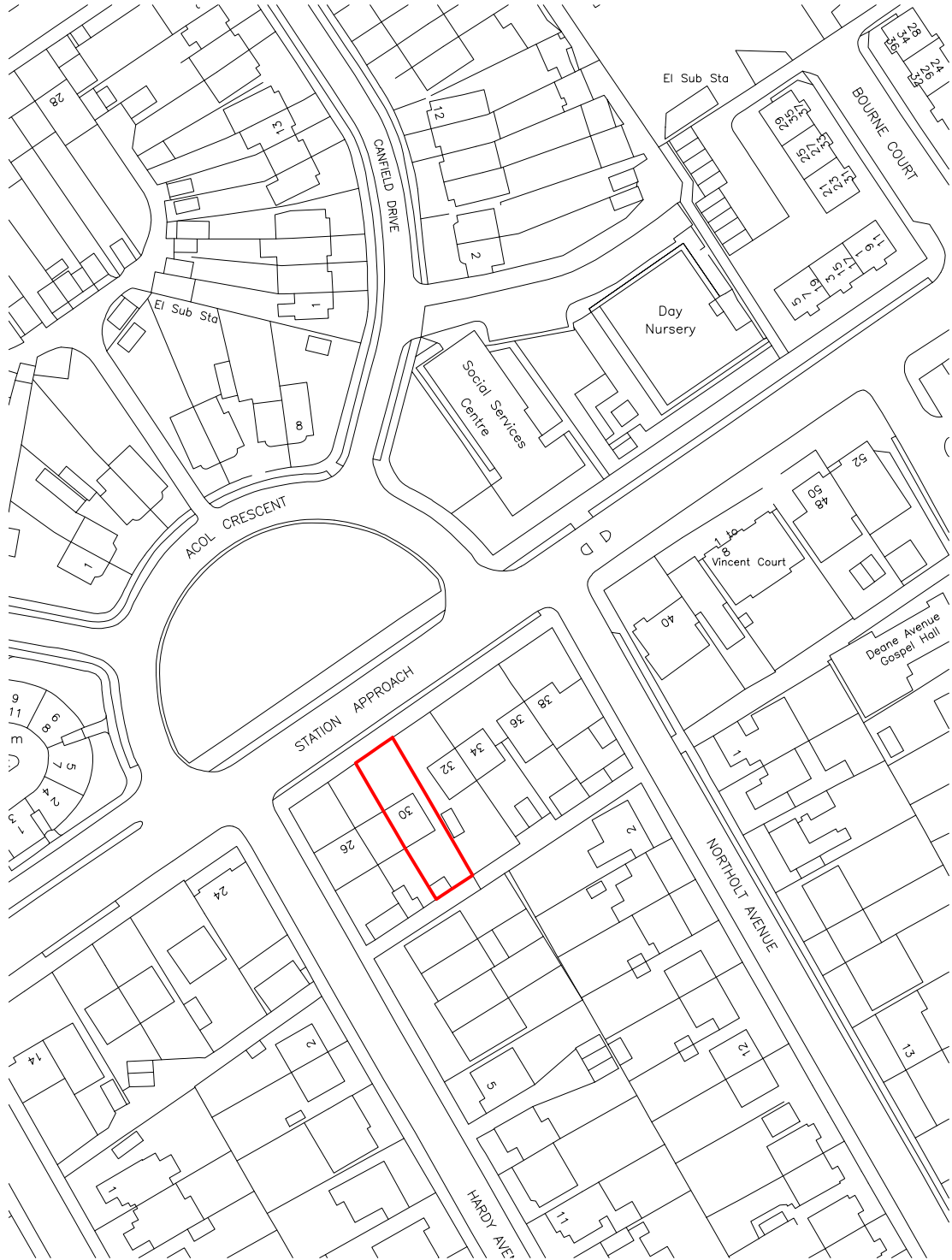

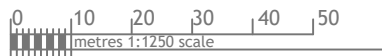




Block Plan



Site Location



Dimensions to be verified on site  
DO NOT SCALE FROM THIS DRAWING.  
Any areas indicated on this drawing are for guidance only.No responsibility is taken for their accuracy.

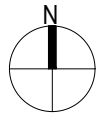
This drawing is the property of **Design Workshop Consultant Ltd** Copyright is reserved by them and the drawing is issued on the condition that it is not copied, reproduced, retained or disclosed to any unauthorized person, either wholly or in part without the consent in writing of **Design Workshop Consultant Ltd**

Site Address:

30 Station Approach,  
Ruislip,  
HA4 6RY

Title:

Block and Location  
Plans




Scale: 1:500, 1:1250

Paper Size: A3

Rev	Date	Comments
-----	------	----------

Drawn By:	VG
Job Ref:	25102D
Date:	Sep 2025
Drawing No.	PL - 01



Dimensions to be verified on site  
DO NOT SCALE FROM THIS DRAWING.  
Any areas indicated on this drawing are for guidance  
only.No responsibility is taken for their accuracy.

This drawing is the property of **Design Workshop Consultant Ltd**. Copyright is reserved by them and the drawing is issued on the condition that it is not copied, reproduced, retained or disclosed to any unauthorized person, either wholly or in part without the consent in writing of **Design Workshop Consultant Ltd**.

Site Address:

30 Station Approach,  
Ruislip,  
HA4 6RY

Title:

Existing Drop Kerb Plan

Scale:	1:100
--------	-------

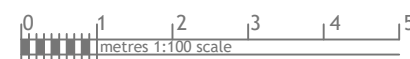
Paper Size:	A3
-------------	----

Rev	Date	Comments

Drawn By:	VG
Job Ref:	25102D
Date:	Sep 2025
Drawing No.	PL - 02




### Existing Dropped-Kerb on Site





Proposed Dropped-Kerb on Site



Dimensions to be verified on site  
DO NOT SCALE FROM THIS DRAWING.  
Any areas indicated on this drawing are for guidance only. No responsibility is taken for their accuracy.

This drawing is the property of **Design Workshop Consultant Ltd**. Copyright is reserved by them and the drawing is issued on the condition that it is not copied, reproduced, retained or disclosed to any unauthorized person, either wholly or in part without the consent in writing of **Design Workshop Consultant Ltd**.

Site Address:

30 Station Approach,  
Ruislip,  
HA4 6RY

Title:

Proposed Drop Kerb Plan

Scale: 1:100

Paper Size: A3

Rev	Date	Comments
-----	------	----------

Drawn By:	VG
Job Ref:	25102D
Date:	Sep 2025
Drawing No.	PL - 03