




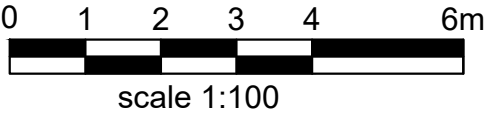


SHAKTHI CONSULTING UK LTD  
BRIDGING THE GAP TO PROVIDE INNOVATIVE SOLUTIONS

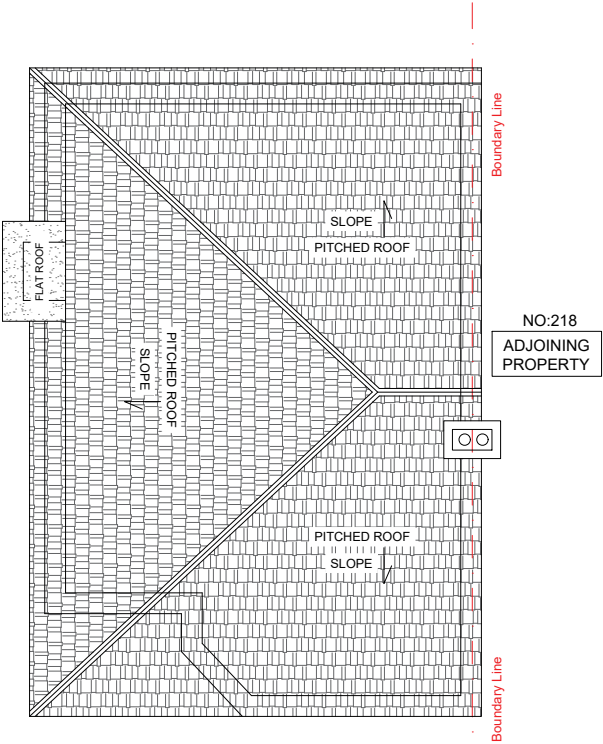
Notes :

1. This drawing is not for construction.
2. All Dimension are in millimeters.
3. All dimensions are to be checked on site and the Architect is to inform of any discrepancies before construction commences.
4. All references to drawings refer to current revision of that drawing.

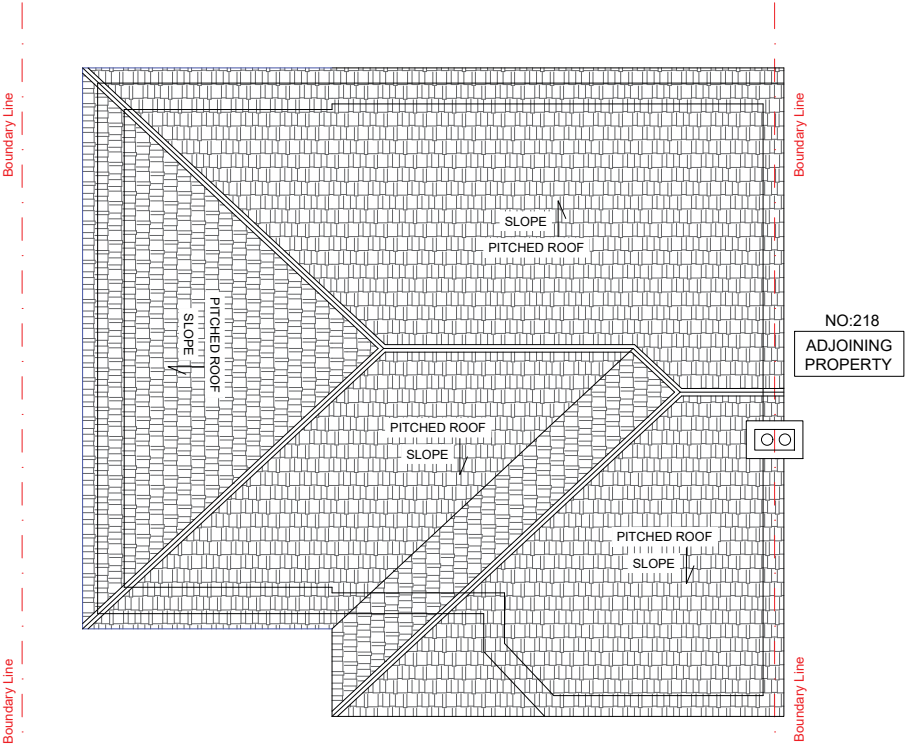
WALL LEGEND	
	Existing Wall
	Proposed 100 mm Non-Loadbearing Stud Wall
	Proposed Dormer Wall



Client -		
Project - 220 W End Rd, Ruislip, HA4 6DU		
Scale	1:100@A3	Date - 05-11-2024
Drawn By		Checked By -
Project No.	Drawing No.	Revision
	05	-
Project Description		
- Double Storey Side Extension		



Existing Top View



Proposed Top View