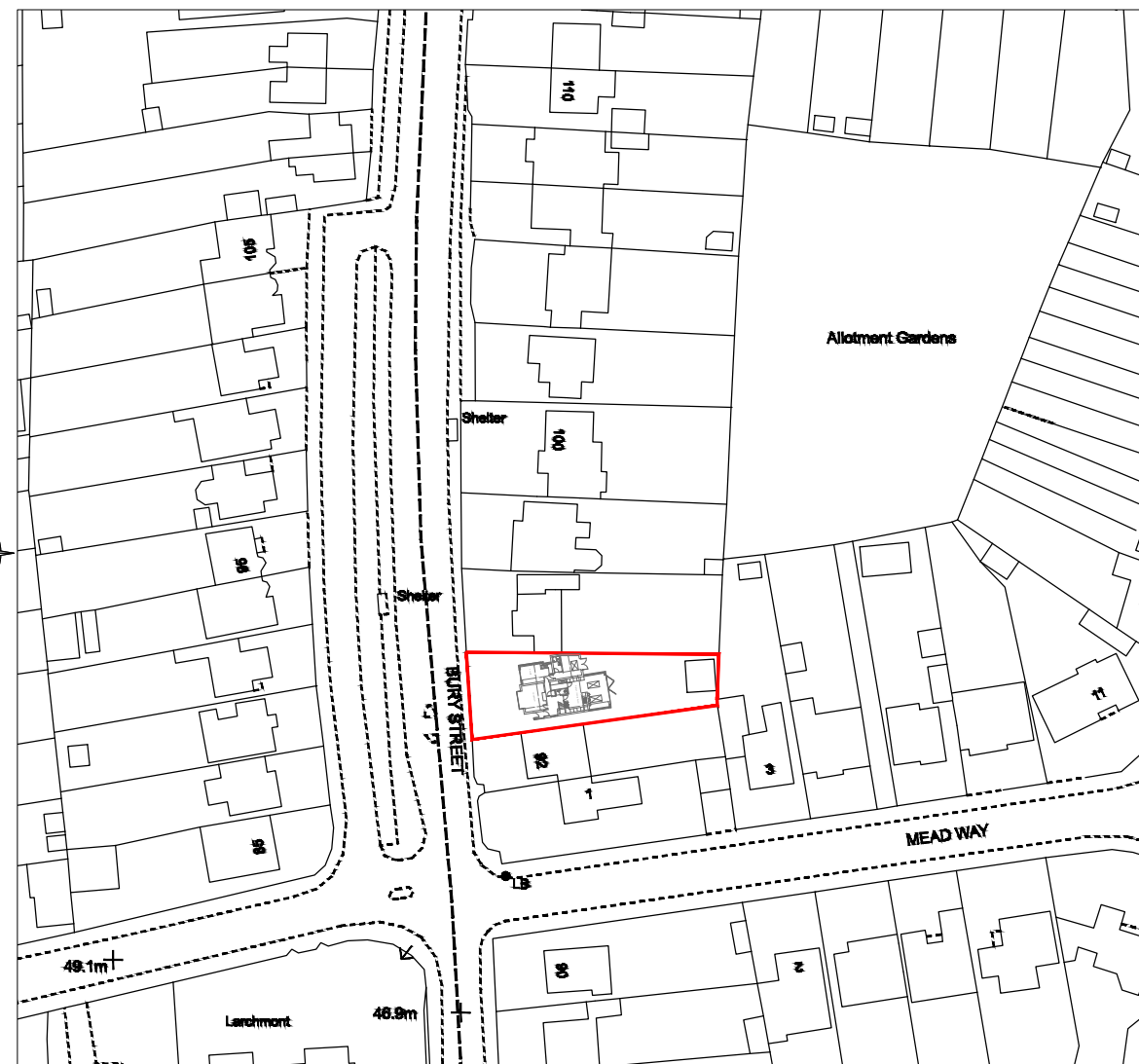


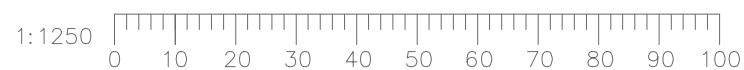
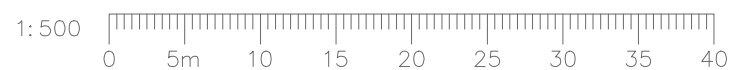
Site Plan

(Scale 1:500)



Location Plan

(Scale 1:1250)



Notes <ul style="list-style-type: none">Any discrepancy between drawings and specification to be referred to the Surveyors.Scaled Dimensions should not be used.All drawings are to be read in conjunction with the Engineer's details & any anomalies are to be reported to the Contract Administrator.			
Client Bobbie Rutherford			
Address 94 Bury Street Ruislip HA4 7TG			
Project Replacement Garage			
Drawing Proposed Site & Location Plan			
Drawn By SEM		Drawn Date Feb'25	
Scale As Noted (A3)			
Rev	Amendments		Date
Drawing No. 0250121-00		Revision	