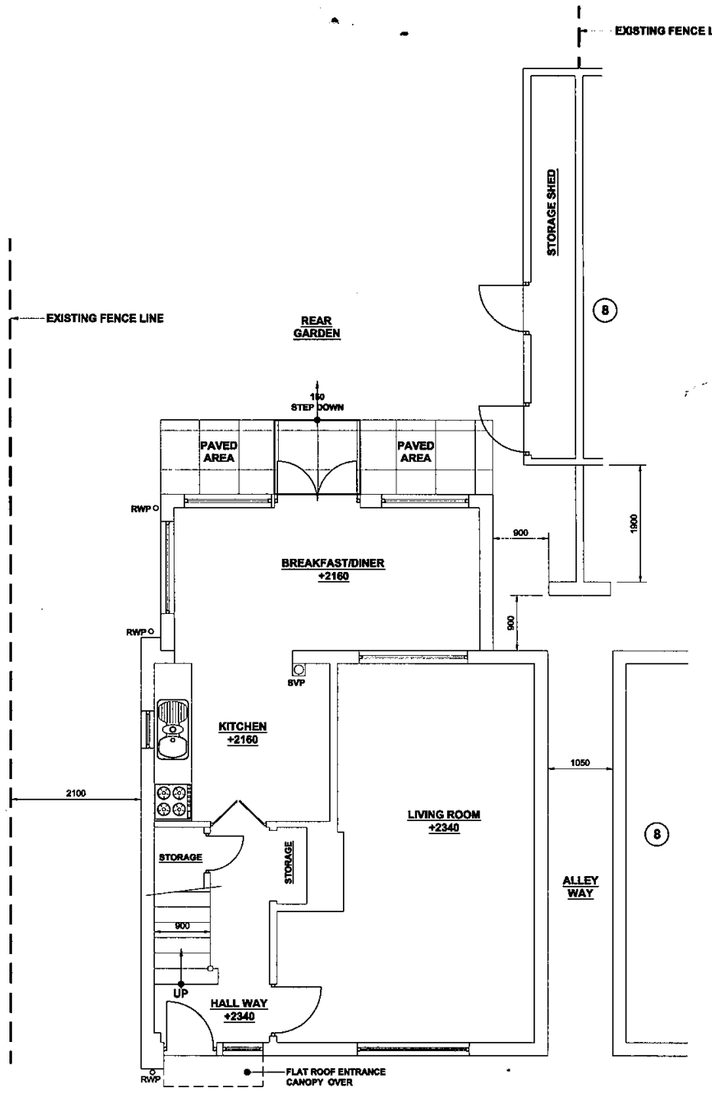

FRONT

EXISTING GROUND FLOOR LAYOUT

2340 DENOTES FLOOR TO CEILING HEIGHT

7

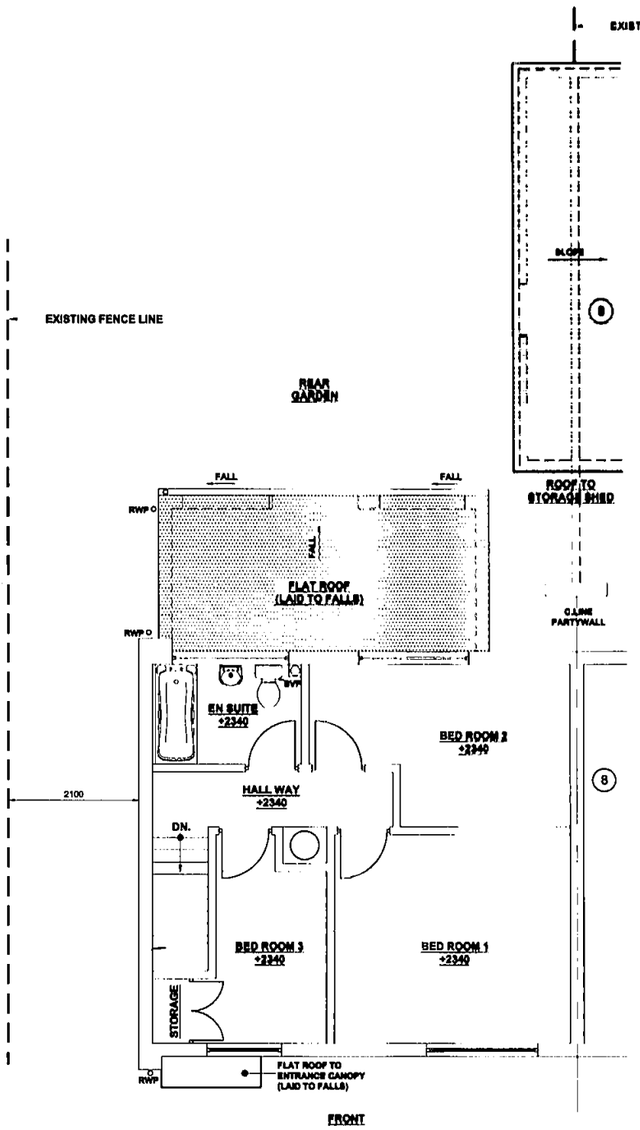

FRONT

EXISTING FIRST FLOOR LAYOUT

2340 DENOTES FLOOR TO CEILING HEIGHT

7

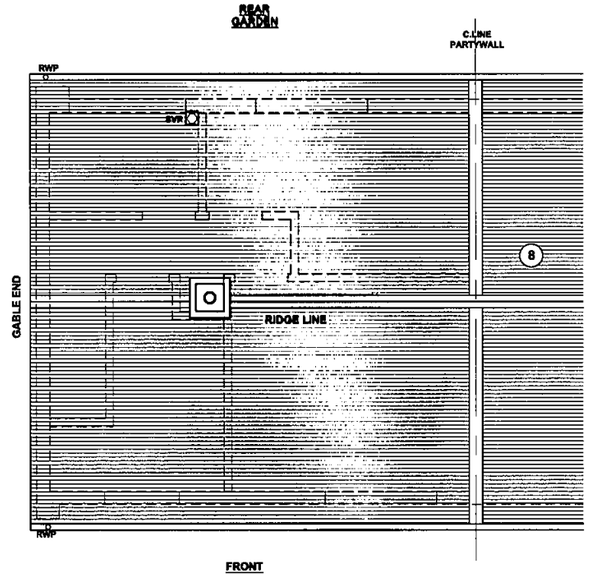

FRONT

EXISTING ROOF LAYOUT

7

TREES:

NO TREES FOUND WITHIN THE VICINITY OF NEW REAR EXTENSION

OWNERS TO SERVE PARTY WALL ACT NOTICE ON OWNERS OF ADJACENT PROPERTY AND OBTAIN WRITTEN AGREEMENT, PRIOR TO COMMENCEMENT OF ANY WORKS

NOTES

CONTRACTORS MUST VERIFY ALL DIMENSIONS ON SITE BEFORE COMMENCING ANY WORK ON SHOP DRAWINGS

DO NOT SCALE FROM THIS DRAWING

RS ATRA COPYRIGHT

NOTES:

1. DO NOT SCALE THIS DRAWING.
2. ALL DIMENSIONS TO BE VERIFIED ON SITE AND ANY DISCREPANCY REPORTED TO THE CLIENT
3. THIS DRAWING TO BE READ IN CONJUNCTION WITH ALL RELEVANT DRAWINGS.

DENOTES NEW 100 TIMBER STUD PARTITION

DENOTES NEW 100 BLOCK WORK

DENOTES NEW 100 BRICK WORK

CLIENT/BUILDER TO LIAISE WITH LOCAL WATER BOARD FOR ANY NEW WORKS ON OR WITHIN THE PUBLIC SEWER OR DRAIN RUNS AND OBTAIN APPROVAL FROM THE LOCAL AUTHORITY PRIOR TO COMMENCEMENT OF ANY WORKS

LONDON BOROUGH OF HILLINGDON
- 7 DEC 2010
PLANNING & TRANSPORTATION GROUP

REV	AMENDMENT	DATE	CHKD
P1	ISSUED FOR PLANNING	20.11.10	RS

CLIENT

MR. S. KAPOOR

PROJECT

7 WOLFE CLOSE
HAYES MIDDLESEX
UB4 9HE

DRAWING TITLE

EXISTING
GROUND, FIRST & ROOF LAYOUTS
SHEET 1

SCALE	DRAWN BY	CHECKED	DATE
1:50 @ A1 1:100 @ A3	RS	RS	20.11.10

DRAWING STATUS: PLANNING

DRAWING NUMBER: 2010 -27- 01

REVISION: P1