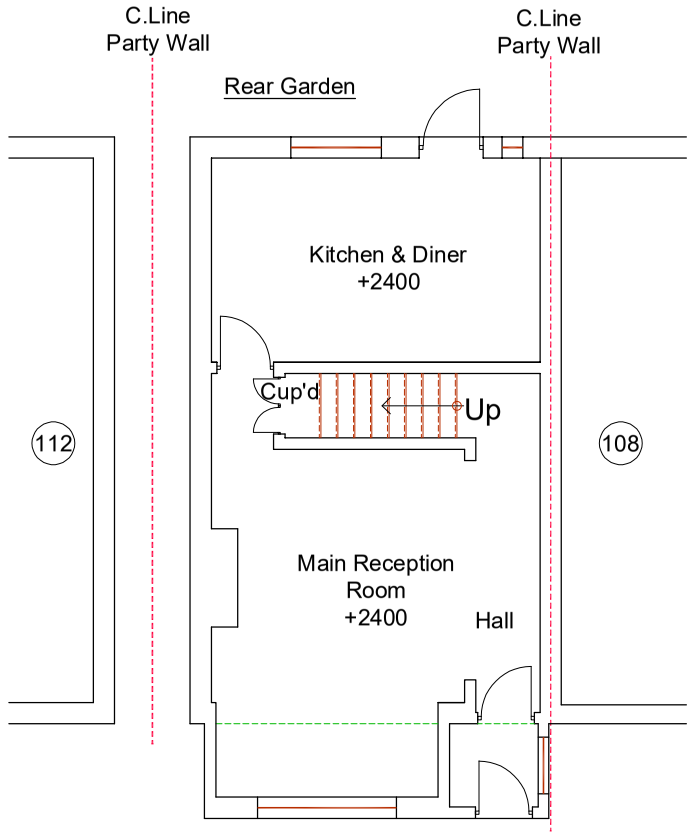

Front Drive

Existing Ground Floor Layout (110)

+2400 Denotes Floor To Ceiling Height

Existing Coal Store Not Shown For Sake Of Clarity

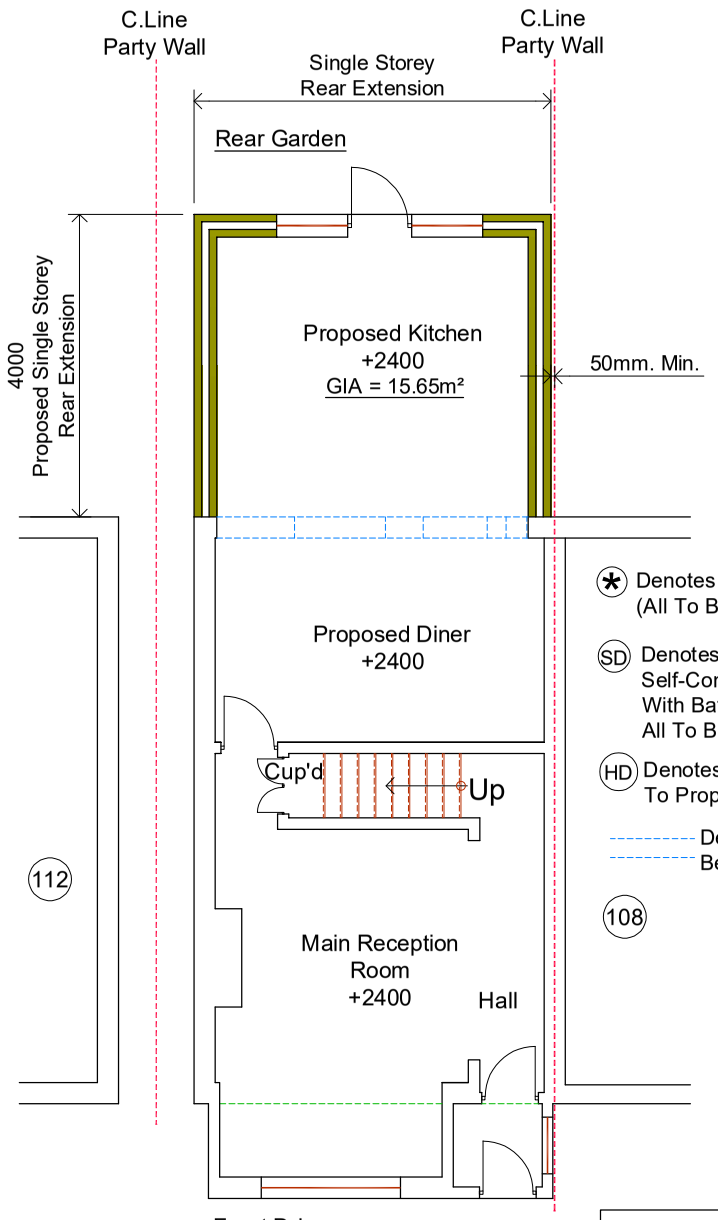

(*) Denotes FD30 Fire Doors (All To BCOs Approval)

(SD) Denotes Mains Operated, Self-Contained Smoke Alarms With Battery Back Up All To Be Interlinked

(HD) Denotes Heat Detector To Proposed Kitchen

Denotes Walls To Be Demolished

Front Drive

Proposed Ground Floor Layout (110)

Single Storey Rear Extension

+2400 Denotes Floor To Ceiling Height

Final Position & Sizes Of New Doors & Windows To Clients Requirements

Final Positioning Of Internal Partitions To Clients Requirements

Final Size And Location Of Proposed Washroom To Clients Requirements

All Windows To Proposed Washroom To Have Obscure Glass - Fixed Glass & Non Opening able

Rain Water Guttering Not To Encroach Neighbours Property

(Land Scapping To Suit Natural Ground Profile)

All New Facing Brickwork/Render, External Doors & Windows To Match Existing Main Dwelling

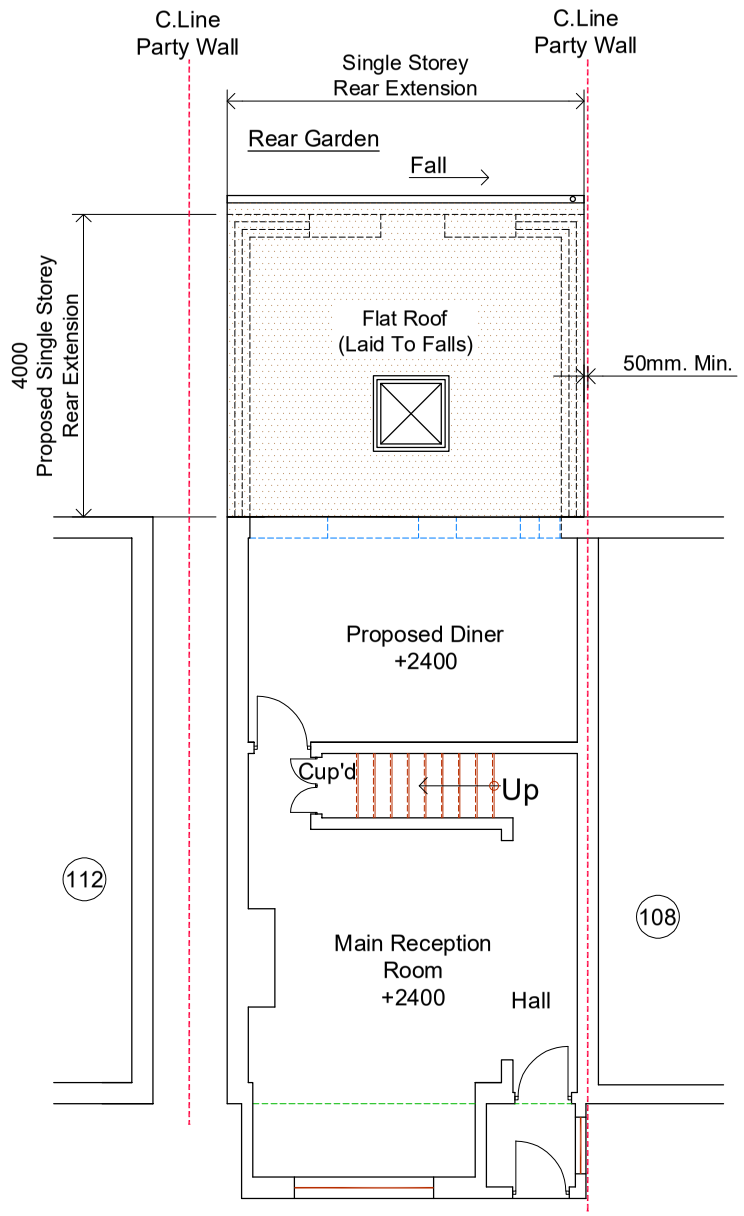

Front Drive

Proposed Ground Floor Layout (110)

Single Storey Rear Extension - Roof Layout

+2400 Denotes Floor To Ceiling Height

Roof Sky Light Windows (Installed To Manufacturers Requirements)

New Velux Window Not To Protrude 150mm. Beyond The Plane Of The Slope Of The Original House Measured Perpendicularly With The External Surface Of The Original Roof.

Final Position And Sizes Of New Sky Light Windows To Clients Requirements And To BCOs Approval

NOTES

CONTRACTORS MUST VERIFY ALL DIMENSIONS ON SITE BEFORE COMMENCING ANY WORK ON SHOP DRAWINGS

DO NOT SCALE FROM THIS DRAWING

RS ATRA COPYRIGHT

Notes:
1. Do not scale this drawing
2. All dimensions to be verified on site and any discrepancy reported to the client
3. This drawing to be read in conjunction with all relevant drawings

Prior To Commencement Of Any Works, Agree With Adjoining Neighbours

Client/Builder To Obtain All Planning Permission Approvals From The Relevant Authority. Commencement Of Building Works Prior To The Planning & Building Control Approvals Is To Client/Builders Own Risk

Client/Builder To Liaise With Local Water Board For Any New Works On Or Within The Public Sewer Or Drain Runs And Obtain Approval From The Local Authority Prior To Commencement Of Any Works

We Do Not Guarantee Any Planning Approvals

We Would Like To Highlight That it Is The Home Owner/Applicant Duty To Ensure the Builder On Site Is Competent And Is Insured For The Proposed Works
Our Services Do Not Include Checking Against The Builders Work

Single Storey Rear Extension:

REV	AMENDMENT	DATE	CHKD
A	Planning Issue	30.07.26	RS

0 1m 2m 3m

Scale Bar

CLIENT
Shabbar Ismail Ali

PROJECT
110 Greenway
Hayes - Middlesex
UB4 9HT

DRAWING TITLE
Proposed Single Storey Rear Extension
Existing & Proposed Floor Layouts
Sheet 1

SCALE	DRAWN BY	CHECKED	DATE
1:50 @ A1 1:100 @ A3	RS	RS	30.07.26

DRAWING STATUS
Planning Issue

DRAWING NUMBER	REVISION
2026 - 91 - 01	A