



Made in the factory in 2 parts then transported to site:







Build Video Final Cut



o Final Cut



Assembly & Siting

The following videos show typical examples of the Assembly & Siting procedures for a Norwegian Log Buildings Transportable Mobile Home



Assembly & Siting

The following videos show typical examples of the Assembly & Siting procedures for a Norwegian Log Buildings Transportable Mobile Home



Lodge is craned into position,
this can be done in the two sections
or once connected together

Assembly & Siting by Crane



Assembly & Siting by Wheels

Left hand picture shows a completed twin unit MH being craned into position.

Assembly & Siting

The following videos show typical examples of the Assembly & Siting procedures for a Norwegian Log Buildings Transportable Mobile Home



Assembly & Siting by Crane



Assembly & Siting by Wheels

Assembly & Siting

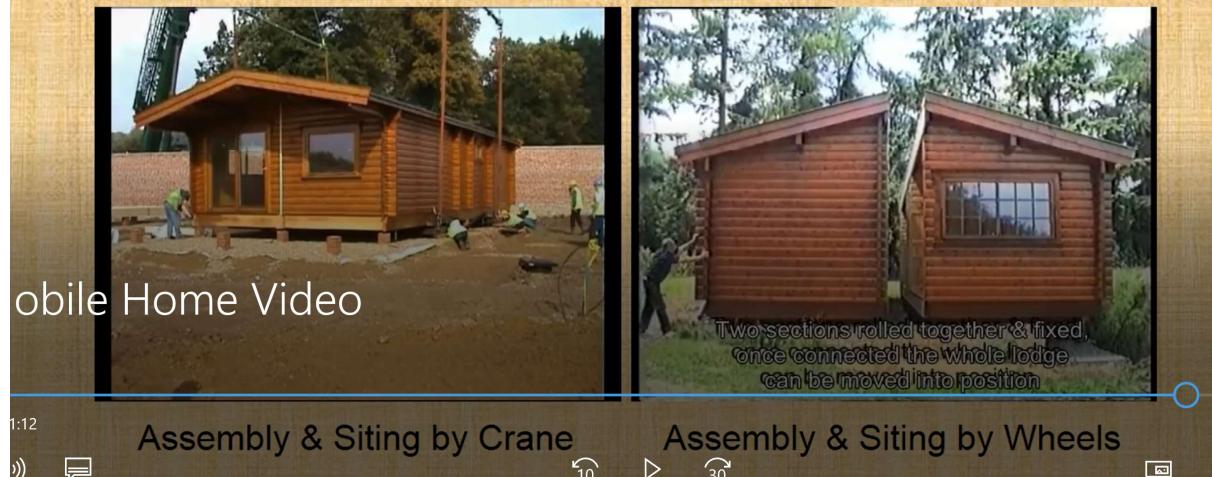
The following videos show typical examples of the Assembly & Siting procedures for a Norwegian Log Buildings Transportable Mobile Home



Right hand picture shows method of assembly of two parts by wheels.

Assembly & Siting

The following videos show typical examples of the Assembly & Siting procedures for a Norwegian Log Buildings Transportable Mobile Home




Assembly & Siting

The following videos show typical examples of the Assembly & Siting procedures for a Norwegian Log Buildings Transportable Mobile Home

Mobile Home Video



Assembly & Siting by Crane



Two sections rolled together & fixed,
once connected the whole lodge
can be moved into position

Assembly & Siting by Wheels