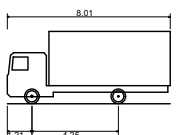
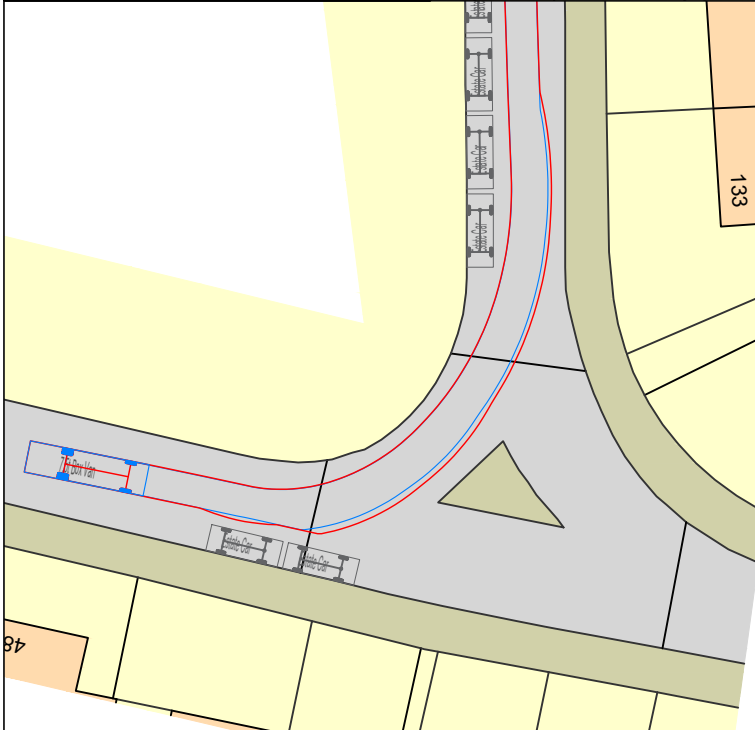


7.5t Box Van  
Overall Length 8.010m  
Overall Width 2.100m  
Overall Body Height 3.556m  
Min Body Ground Clearance 0.351m  
Track Width 2.064m  
Lock to lock time 4.00s  
Kerb to Kerb Turning Radius 7.400m



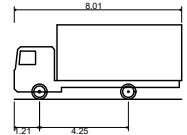
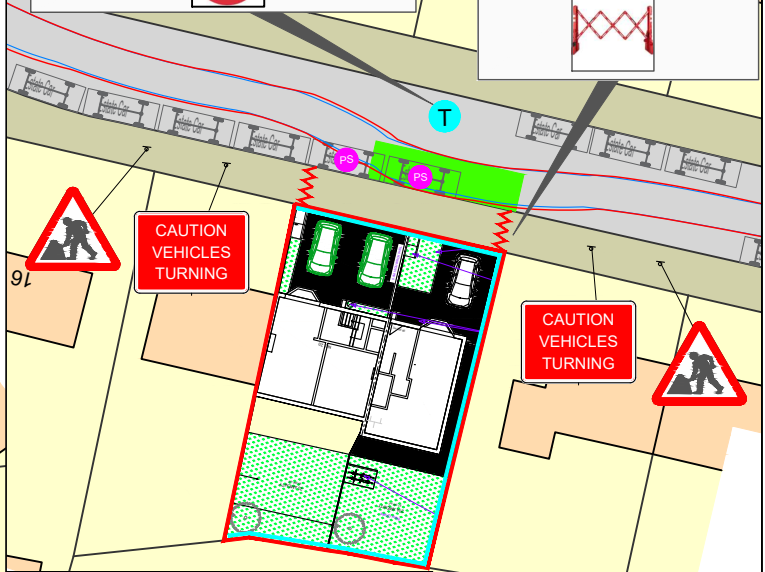
7.5t Box Van  
Overall Length 8.010m  
Overall Width 2.100m  
Overall Body Height 3.556m  
Min Body Ground Clearance 0.351m  
Track Width 2.064m  
Lock to lock time 4.00s  
Kerb to Kerb Turning Radius 7.400m

A Traffic Marshal will safely guide the construction vehicles in and out of the on-street loading bay. A Traffic Marshal may temporarily stop traffic to allow vehicles to enter/exit the on-street loading bay/site access (when necessary).



Warning signs to be placed on footway.

Concertina barriers to be used by Traffic Marshals to temporarily halt pedestrians if necessary when vehicles enter/exit the site.

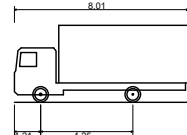
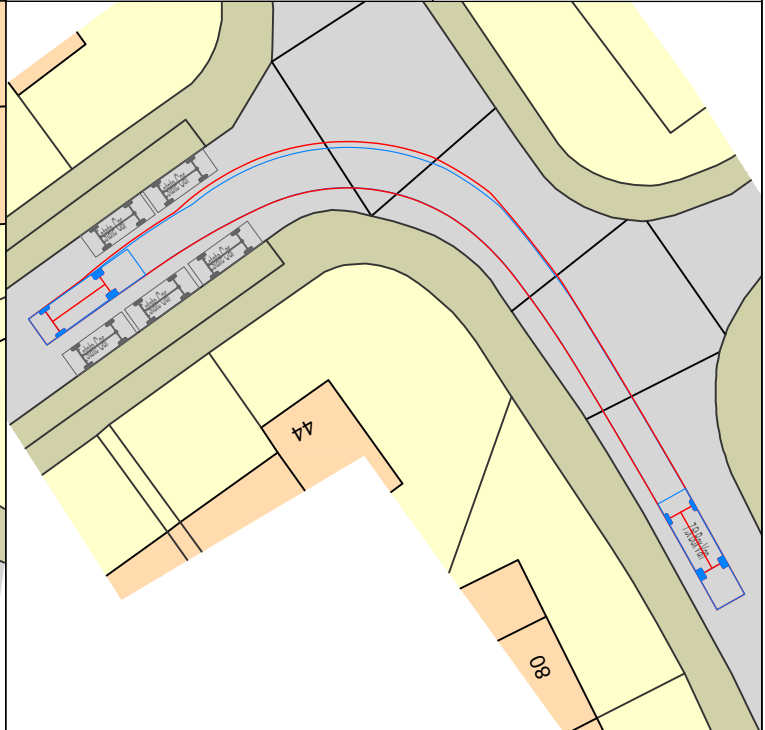


7.5t Box Van  
Overall Length 8.010m  
Overall Width 2.100m  
Overall Body Height 3.556m  
Min Body Ground Clearance 0.351m  
Track Width 2.064m  
Lock to lock time 4.00s  
Kerb to Kerb Turning Radius 7.400m

**KEY**

- Site
- Hoarding Line
- T Traffic Marshal
- PS Parking Suspension
- Loading Area
- ~ Concertina Barriers

North



7.5t Box Van  
Overall Length 8.010m  
Overall Width 2.100m  
Overall Body Height 3.556m  
Min Body Ground Clearance 0.351m  
Track Width 2.064m  
Lock to lock time 4.00s  
Kerb to Kerb Turning Radius 7.400m

**NOTES:**

SWEPT PATHS FOR INDICATIVE PURPOSES ONLY. ALL ROAD HIGHWAY DIMENSIONS/ARRANGEMENTS TO BE CONFIRMED ON SITE AND VEHICLE MEASUREMENTS AND CHARACTERISTICS CONFIRMED BY END USER.

HIGHWAY ARRANGEMENT TO BE AGREED/APPROVED WITH LOCAL HIGHWAY AUTHORITY.

FOR PLANNING ONLY, NOT TO BE USED FOR CONSTRUCTION.