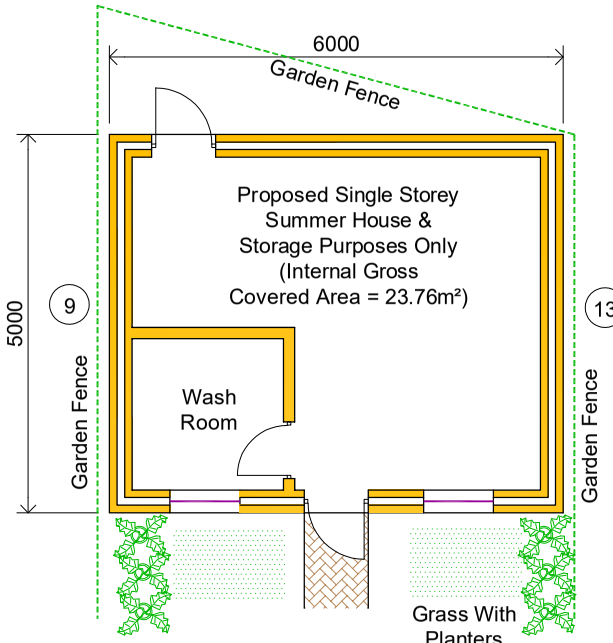

Rear Garden

As Built Ground Floor Layout - Out Building

11

All Drawings Created
Under The Instructions
Of The Home Owner & Or
Principal Builder

Final Position Of New Doors &
Windows To Clients Requirements

Rain Water Guttering, Eaves &
Foundations Not
To Encroach Neighbours
Property

Out Building: Not To Be Used
For Habitable Purposes

All Setting Out Of Works By Principal
Builder & We undertake No
Responsibilities Of Any Matters
Arising From The Above

(Land Scapping To Suit
Natural Ground Profile)

Final Position &
Size Of Proposed
Washroom To Clients
Requirements
With Obscure Glass
Window Pane
Non Opening

Non Open Able Unless Parts
Of The Flank Window Which Can
Be Opened Are More Than 1.7m
Above The Floor Of The Room
In Which The Window Is Installed
(Obscure Glass Window)

Original Garden Area: 131.90m2
Garden 50% Retained: 65.95m2
Area Of Proposed Outbuilding: 30.00m2
The Proposal Does Not Cover More Than 50%
Of The Original Garden Space

Note:

The Profile Of The Natural Ground
Is Not Leveled & Slopes Down
Dowards The Garden End

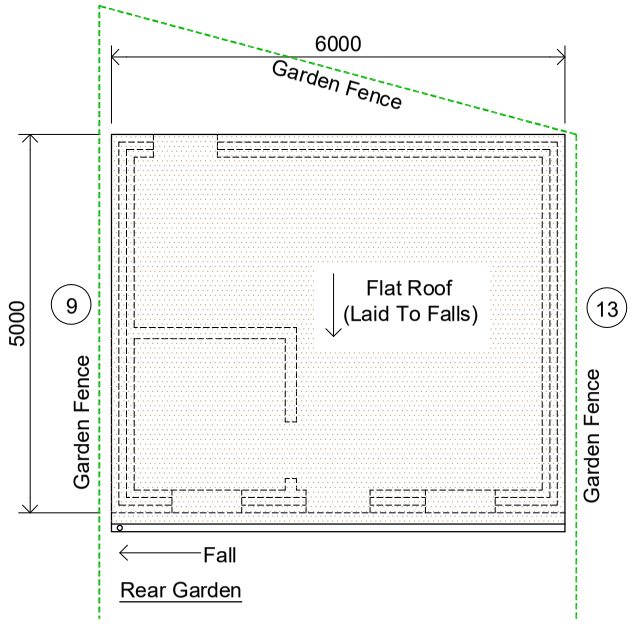

Rear Garden

As Built Roof Layout - Out Building

11

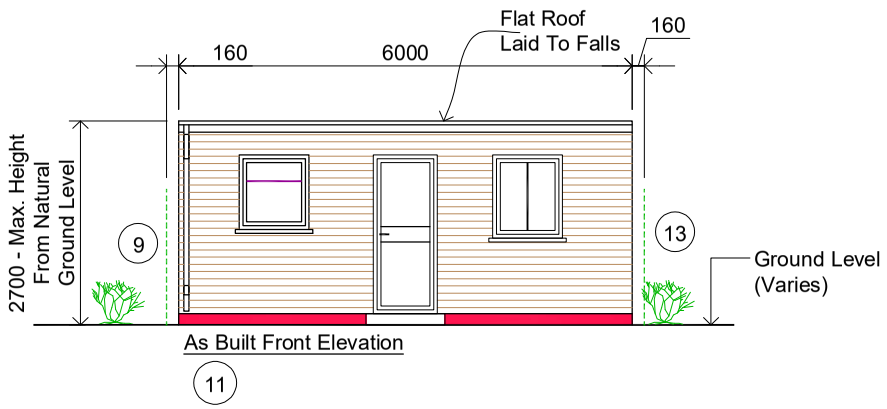

As Built Front Elevation

11

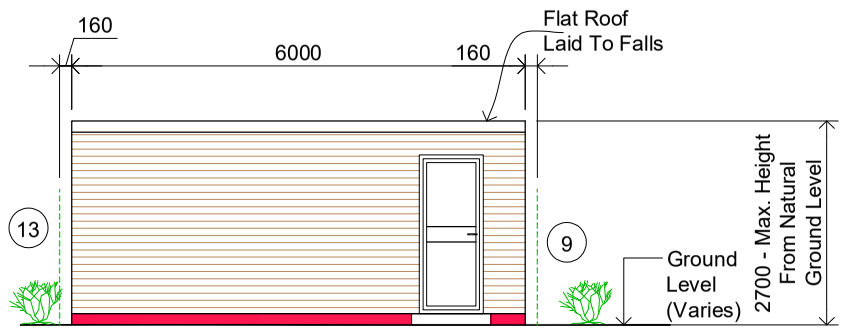

As Built Rear Elevation

11

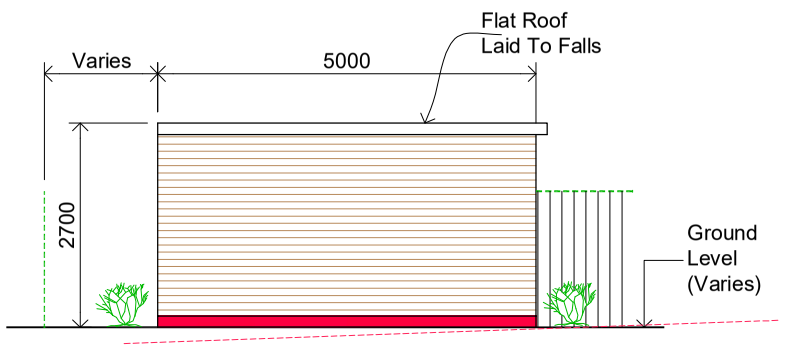

As Built Left Hand Side Elevation

11

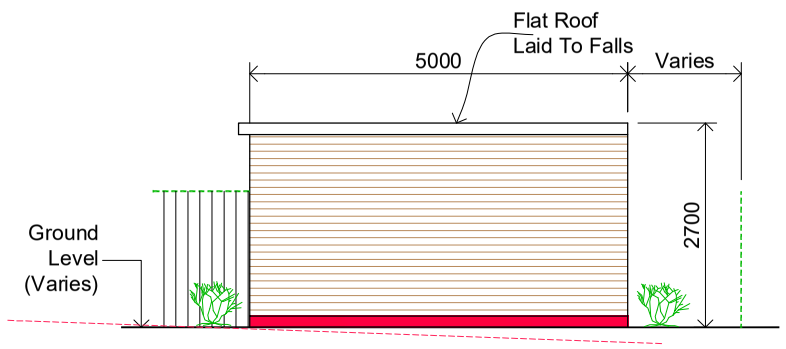

As Built Right Hand Side Elevation

11

NOTES

CONTRACTORS MUST VERIFY ALL DIMENSIONS ON SITE BEFORE COMMENCING ANY WORK ON SHOP DRAWINGS

DO NOT SCALE FROM THIS DRAWING

RS ATRA COPYRIGHT

Notes:
1. Do not scale this drawing

2. All dimensions to be verified on site and any discrepancy reported to the client

3. This drawing to be read in conjunction with all relevant drawings

Owners To Serve Party Wall Act Notice
On Owners Of Adjacent Property And
Obtain Written Agreement, Prior To
Commencement Of Any Works

Client/Builder To Obtain All
Planning Permission Approvals
From The Relevant Authority.
Commencement Of Building Works
Prior To The Planning &
Building Control Approvals
Is To Client/Builders Own Risk

Client/Builder To Liaise With
Local Water Board For Any New Works
On Or Within The Public Sewer Or Drain Runs
And Obtain Approval From The Local Authority
Prior To Commencement Of Any Works

Existing Lintel sizes to be checked
and confirmed by BC officer for
additional floor loading before construction.

Contractor is responsible for all
temporary works
and stability of building during
demolition and construction.

REV	AMENDMENT	DATE	CHKD
A	Planning Issue	23.12.25	RS

0 1m 2m 3m

Scale Bar

CLIENT
Jagdeep Singh Guray

PROJECT
11 Clifton Gardens
Uxbridge
UB10 0EY

DRAWING TITLE
Proposed OutBuilding
Floor Layouts & Elevations
Sheet 1

SCALE	DRAWN BY	CHECKED	DATE
1:50 @ A1 1:100 @ A3	RS	RS	23.12.25

DRAWING STATUS
Planning Issue

DRAWING NUMBER
2025 - 151 - 01

REVISION
A