

This drawing may contain Ordnance Mastermap and Raster data.
OS Copyright Acknowledgement.
Reproduced by permission of Ordnance Survey on behalf of HMSO. © Crown
Copyright and database right. All rights reserved. LHR Airports Limited, O.S. Licence
Number AL100020071.

Model / Content References List - Name, Version & Status:
XXXXXXXXXXXXXX

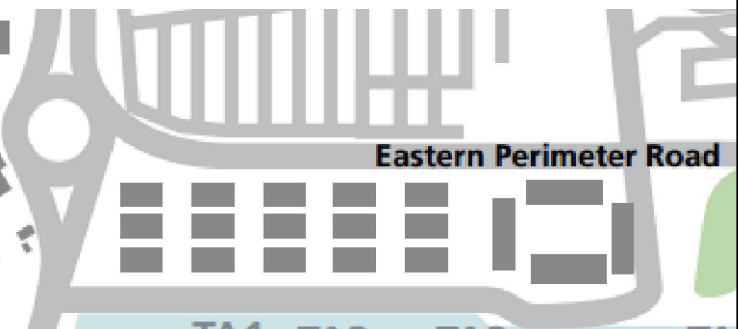
LEGEND:

- Gutter for Rainwater harvesting.
- Invertors for Solar PV, shaded and rain protected by roof overhang.
- Metal balustrades and central access gangway.
- Individual ASHP's for each unit if required by tenants.
- Upstand bund walls for unit separation and to allow modification to single unit only in future.
- Rigid waterproof thermal insulation with Kemperol heavy duty repairable waterproof membrane.
- Powder coated, thermally broken, alloy framed double/triple glazed opening windows, Teleflex manual control in no mezzanine options. High level External elevations 1.5 m high by 3.6 m, 4.8 m and 6.0 m wide. High level Internal elevations 1.2 m high by 1.8 m and 3.6 m wide.
- Solar PV roof, Kalzip, Midsummer or similar. 'Complete' i.e., manufacturer/supplier provides whole installation including panels, invertors etc and warrants entire installation. Type of collector (film, monocrystalline etc) TBC.
- Structural frame, columns, beams and cross bracing etc, to Arup specification. For pricing allow for 305 UB97 columns, 610 UB49 primary roof beams - see GTA 11514 SK 30 for layout. See Arup details for bracing.
- Ground bearing RC slab 175 mm thick, power floated. For pricing allow for DPM on rigid thermal insulation on sand blinding, sub base to Arup specification. Thicken slabs locally to suit future block wall positions.
- Plant and service deck to Arup specification, supported off portal frames with knock out panels for future service penetrations. For pricing allow for 230 CLT on 254 UB31. See Arup details for bracing.
- 200 mm medium density concrete block wall separation between units, including wind posts and Bricktor bed reinforcement as necessary. Build in 2 PC lintols to each wall to allow formation of future openings 2.4 m wide and 3.0 m high from FFL.
- External composite cladding and insulation, 300 mm thick - see GTA standard detail sheets.
- Cladding sub-frame, insulation, vapour barrier, internal lining panels, 200 thick, see GTA standard detail sheets.
- Powder coated, thermally broken, alloy framed, double/triple glazed opening windows and access doors. External elevations Ground 3.6 m wide by 3.0 m high, internal elevations at mezzanine/plant deck level 2.7 m wide c/a, windows 1.2 m high, doors 1.8 m high.
- Sectional motorised roller shutters 4.8 m wide by 5.4 m high with glazed panels, powder coated alloy framed, Assa Abloy, Hormann or similar
- SVP stub stacks for foul and grey water only - see separate system for rainwater harvesting and storage. Allow 2 per unit for pricing.
- Trapped wash down gullies in floor slab with heavy duty gratings - allow 2 per unit for pricing.
- External access stairs with security screen and access door cw access control and mag lock, internal panic pad release all in galvanised steel.
- UPVC down pipes taking rainwater from gutters at eaves over to central collection pipe to discharge to buried rainwater harvesting tanks below parking or truck loading bays.
- Mezzanine floor.
- Louvre/grilled panels as necessary for service penetrations through cladding. Metal louvres externally to windows.
- Living walls watered from harvested rainwater, supplied from underground storage tanks, pumps powered by electricity from Solar pv.
- Balustrade.
- Stannah Midlift PL Platform Lift.
- Staircase to Central Access Gangway.
- Staircase from Ground floor to Mezz Level.
- Accessible Toilet.
- Toilet.
- Kitchen.

1.0	???	Issued for Review & Approval	NO
Ver	Date	Description Of Change	Dm

GEBLERTOOTH
3 World Business Centre
Newall Road, Heathrow,
Hounslow TW6 2RE
Tel - 0208 600 2800
EMAIL-info@gebleretooth.co.uk
Web:www.gebleretooth.co.uk

Key Plan



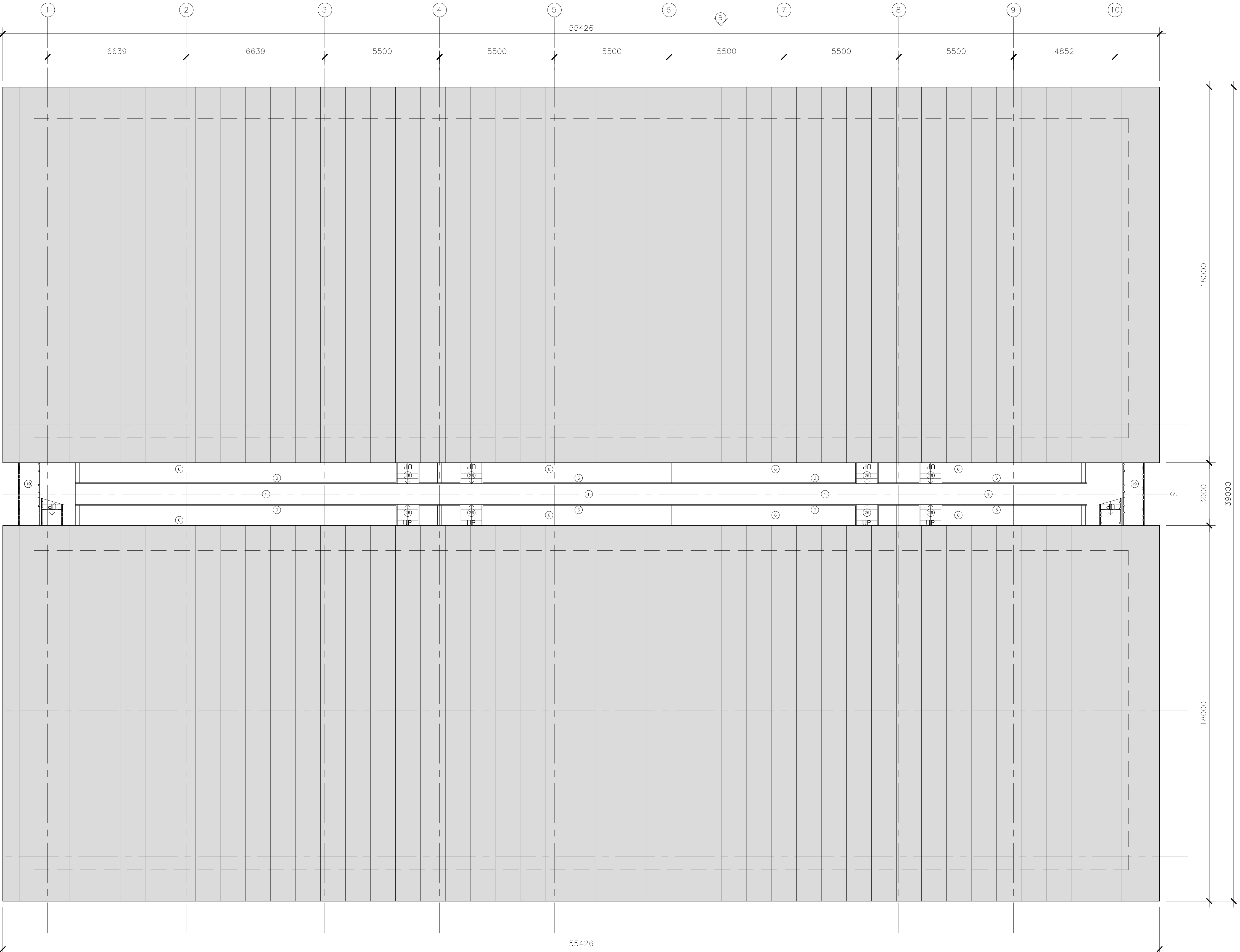
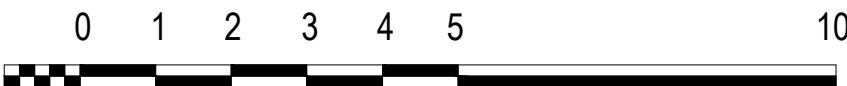
Heathrow
Making every journey better

© LHR Airports Limited	Scale
Project Name Heathrow Logistics Centre East	1:100 @A1 Heathrow Project No. 1566

Title
Heathrow Logistics Centre East
Building A
Roof Plan General Arrangement
Planning Application

Company	Drawn By	Chk/Approved	Drawn Date	Status
Gebleretooth	N. Omerji	S. Gebler	18.01.2024	S3

Location-Level-Sub Series/System-Identifier	Version
1566 - SK103	1.0



Building A Roof Plan
General Arrangement