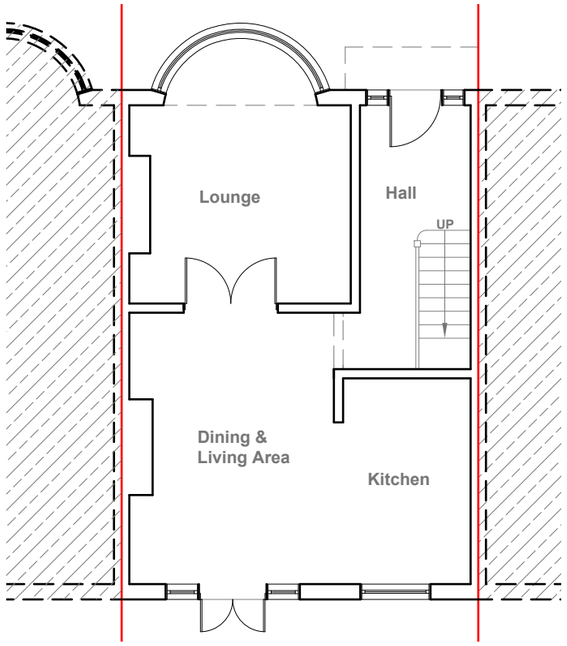

Existing Ground Floor Plan
Scale 1:100

Existing Front Elevation
Scale 1:100

Existing Side Elevation
Scale 1:100

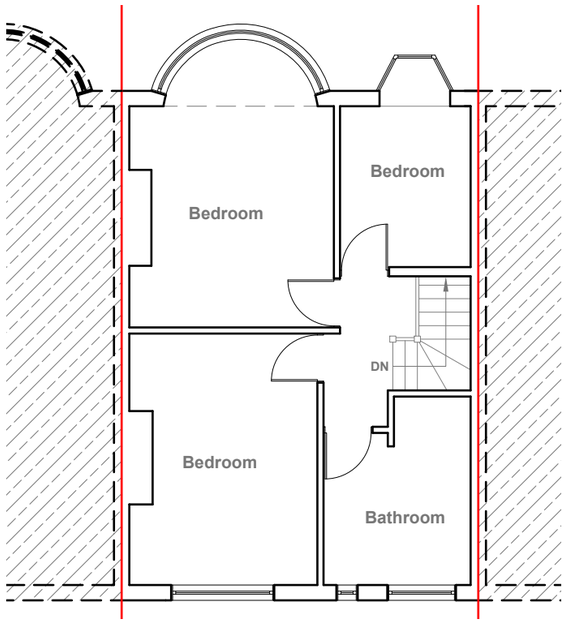

Existing First Floor Plan
Scale 1:100

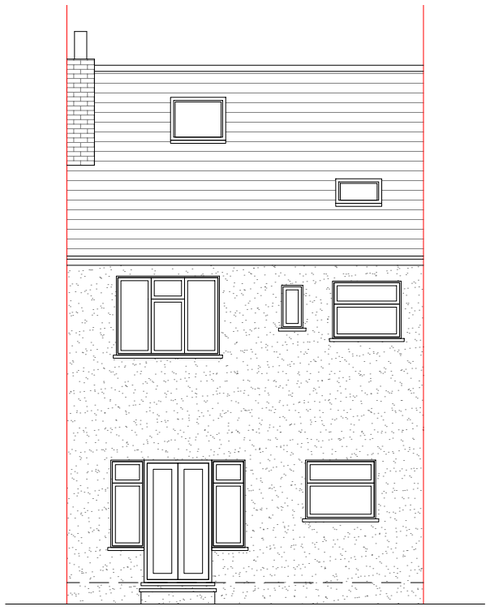

Existing Rear Elevation
Scale 1:100

Existing Side Elevation
Scale 1:100

GENERAL NOTES:
1. ALL DIMENSIONS ARE IN MILLIMETER.
2. VERIFY ALL DIMENSIONS AND CONDITIONS BEFORE BUILDING OR STARTING CONSTRUCTION. NOTIFY THE DESIGNER IMMEDIATELY OF ANY DISCREPANCY OR VARIATION.
3. ALL WORK TO COMPLY WITH CURRENT BUILDING REGULATIONS AND CODES OF PRACTICE

Title:

Existing Floor Plans & Elevations

Site Address
37 Torrington Road,
Ruislip.
HA4 0AS

Scale: 1:100 @A3
Date: 18/05/2026
Drawing No.: 2026/070 -01
Drawn By: RO

Revision Date:

e:mail -
faluckpatel@yahoo.com
(M) +44 (0) 7871 466 254

Faluck Patel

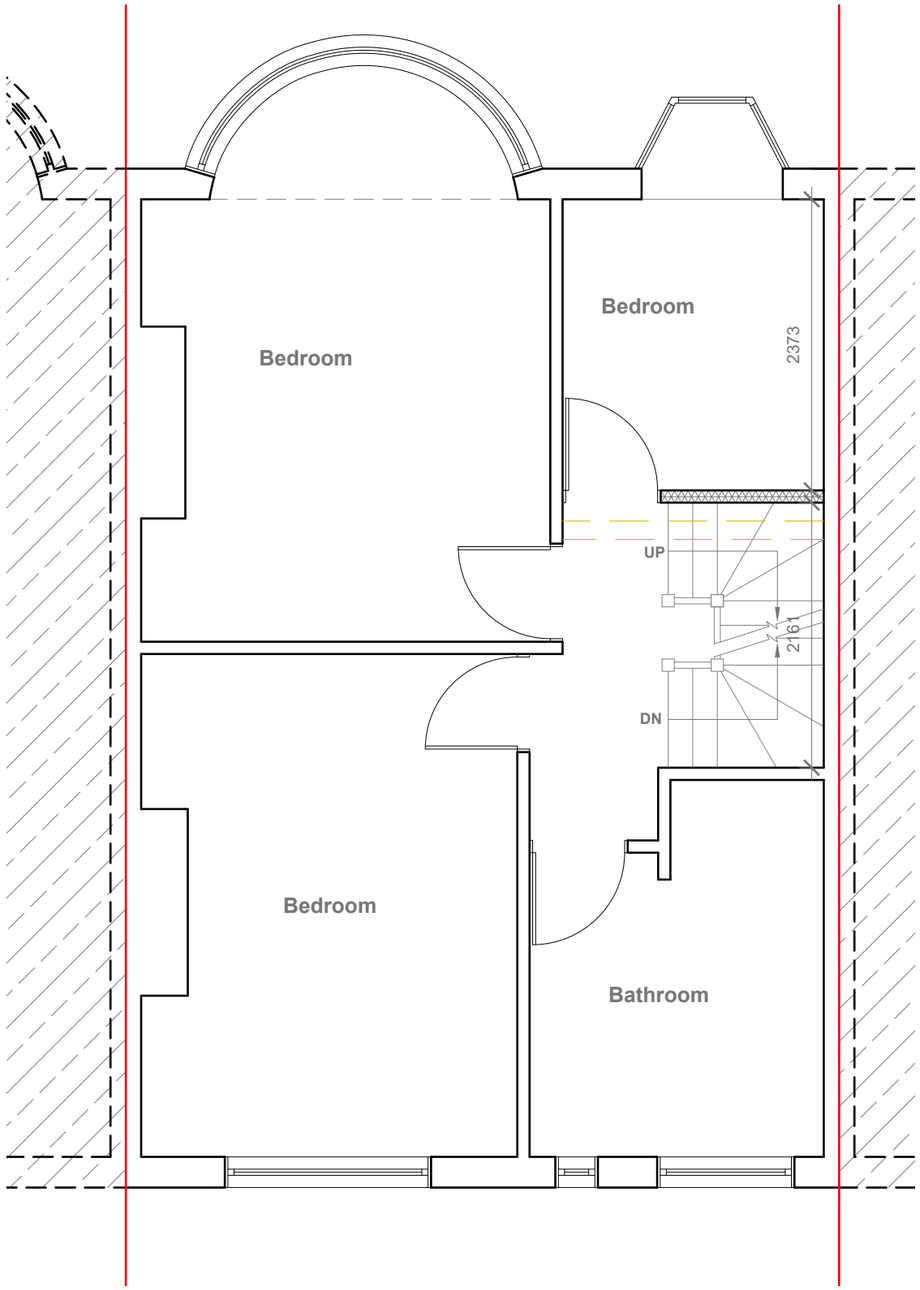

Provide 2m headheight between two Staircases (If not Exsiting Wall to be moved to get 2m clear headheight)

Proposed First Floor Plan

Scale 1:50

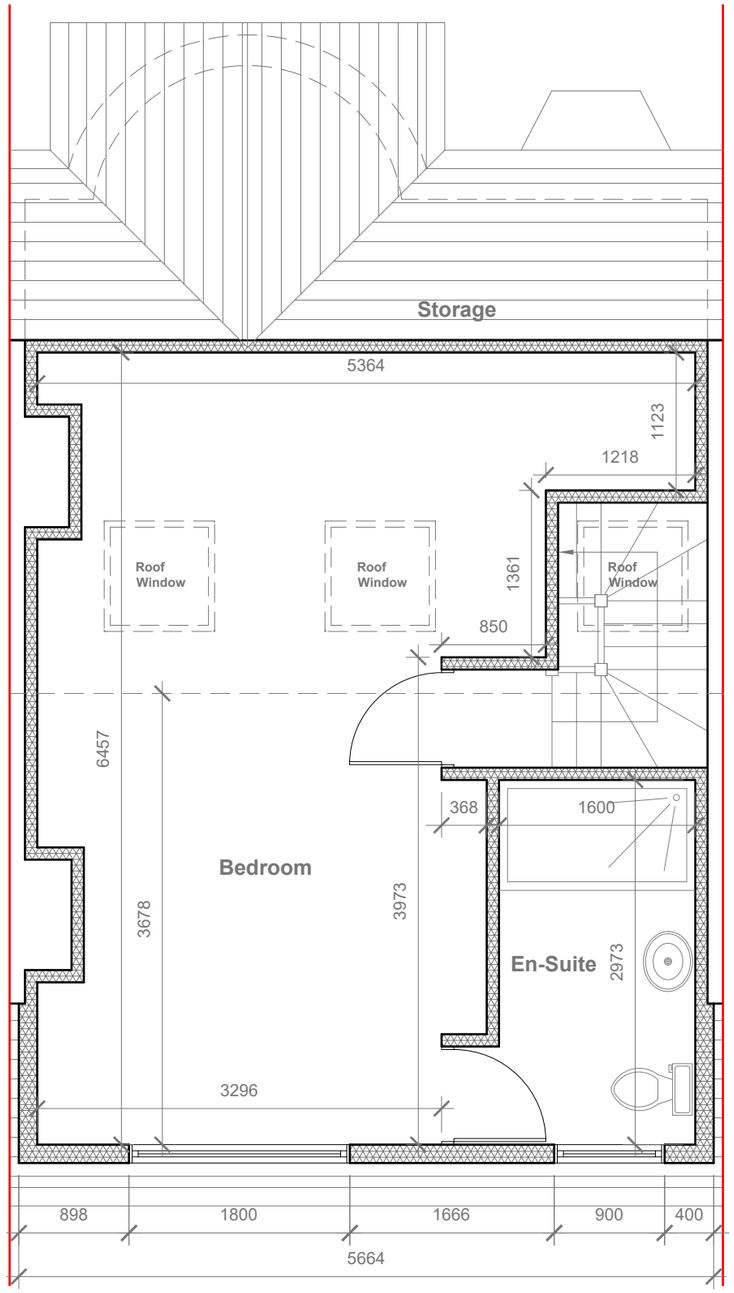

Velux Window to be installed as per manufacturer specification, not projected more than 150mm from the plane of roof slope

Proposed Loft Floor Plan

Scale 1:50

1:50 0 1 2 5 Meter

GENERAL NOTES:
1. ALL DIMENSIONS ARE IN MILLIMETER.
2. VERIFY ALL DIMENSIONS AND CONDITIONS BEFORE BUILDING OR STARTING CONSTRUCTION. NOTIFY THE DESIGNER IMMEDIATELY OF ANY DISCREPANCY OR VARIATION.
3. ALL WORK TO COMPLY WITH CURRENT BUILDING REGULATIONS AND CODES OF PRACTICE

Title:

Proposed First Floor & Loft Plans

Site Address
37 Torrington Road,
Ruislip.
HA4 0AS

Scale: 1:50 @A3
Date: 18/05/2026
Drawing No.: 2026/070 -02
Drawn By: RO

Revision Date:

e:mail - faluckpatel@yahoo.com
(M) +44 (0) 7871 466 254

Faluck Patel

Velux Window to be installed as per manufacturer specification, not projected more than 150mm from the plane of roof slope

Proposed Front Elevation
Scale 1:100

Proposed Side Elevation
Scale 1:100

REAR DORMER VOLUME =	W X H X L / 2
	5.714 X 2.859 X 3.954/ 2
	64.59 / 2
V1 =	32.29 CU.MT.
TOTAL ROOF VOLUME =	V1
	32.29
	32.29 CU.MT.< 40.00 CU.MT



Proposed Rear Elevation
Scale 1:100

Proposed Side Elevation
Scale 1:100

Proposed External Finish Materials to Match Existing External Finish Materials

Proposed Flank Wall Window to be Obscure Glazed and Non Opening below 1.7m from FFL

GENERAL NOTES:
1. ALL DIMENSIONS ARE IN MILLIMETER.
2. VERIFY ALL DIMENSIONS AND CONDITIONS BEFORE BUILDING OR STARTING CONSTRUCTION. NOTIFY THE DESIGNER IMMEDIATELY OF ANY DISCREPANCY OR VARIATION.
3. ALL WORK TO COMPLY WITH CURRENT BUILDING REGULATIONS AND CODES OF PRACTICE

Title:

Proposed Elevations

Site Address
37 Torrington Road,
Ruislip.
HA4 0AS

Scale: 1:100 @A3
Date: 18/05/2026
Drawing No.: 2026/070 -03
Drawn By: RO

Revision Date:

e:mail - faluckpatel@yahoo.com
(M) +44 (0) 7871 466 254

Faluck Patel