1 **Front Elevation**
1 : 100

2 **Rear Elevation**
1 : 100

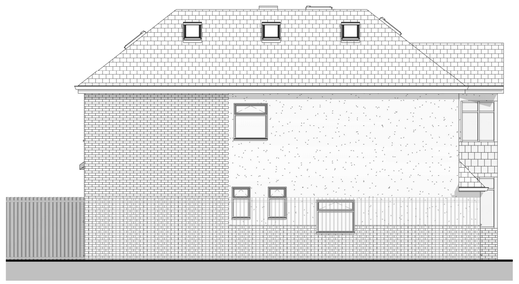

3 **LH Elevation**
1 : 100

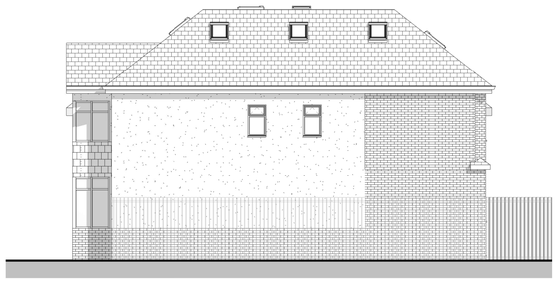

4 **RH Elevation**
1 : 100

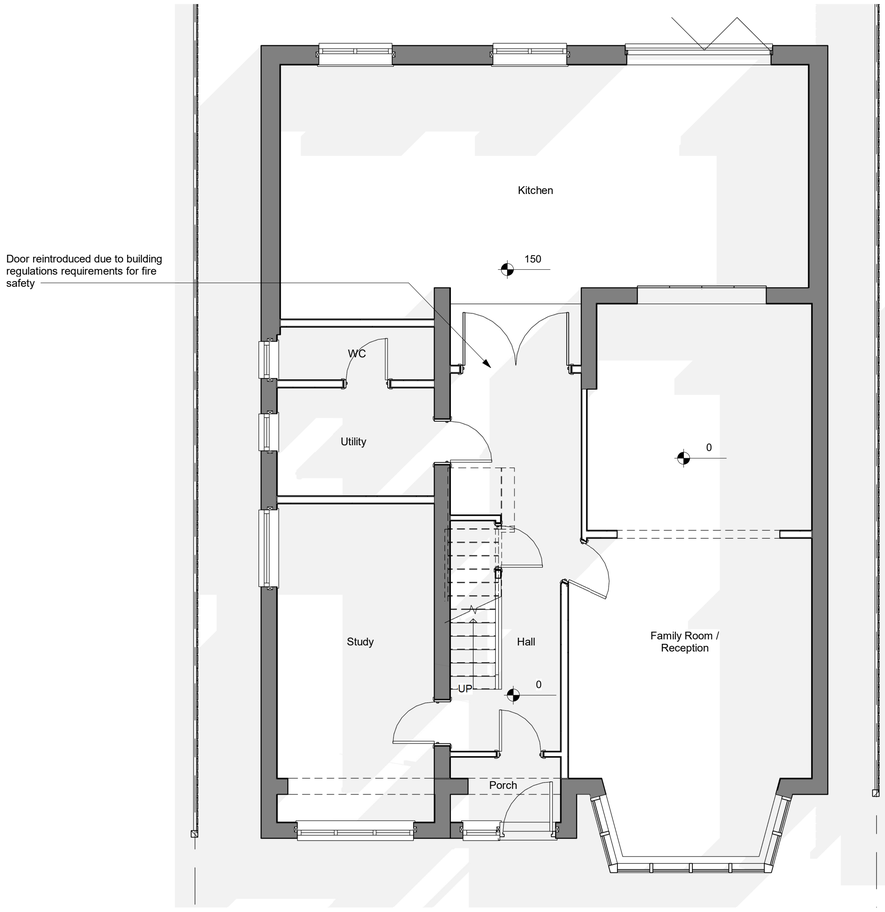


5 **Ground Floor**
1 : 50

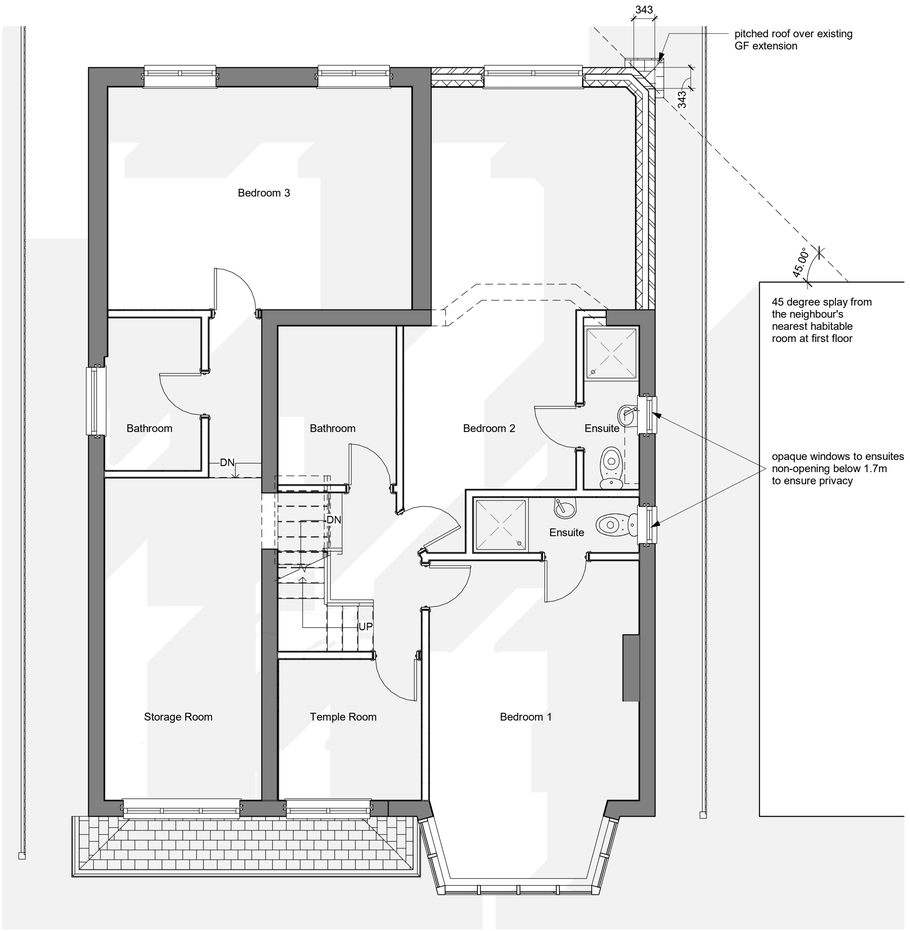


6 **First Floor**
1 : 50

0 2 4 6 8 10
1:100 SCALE in METRES

0 1 2 3 4 5
1:50 SCALE in METRES

NOTES:

This drawing is to be read in conjunction with all relevant Architects and Engineers drawings

Only figured dimensions are to be used for construction

All dimensions are to be verified on site prior to work commencing

| No. | Description | Date |
|---|---|---|
| | | |

# 35 Hillingdon Hill

## Proposed

| | |
|---|---|
| Project number | 2023-22 |
| Date | 10.10.2023 |
| Drawn by | SC |
| | 103-A |
| Scale @ A1 | As indicated |

10/10/2023 20:00:08