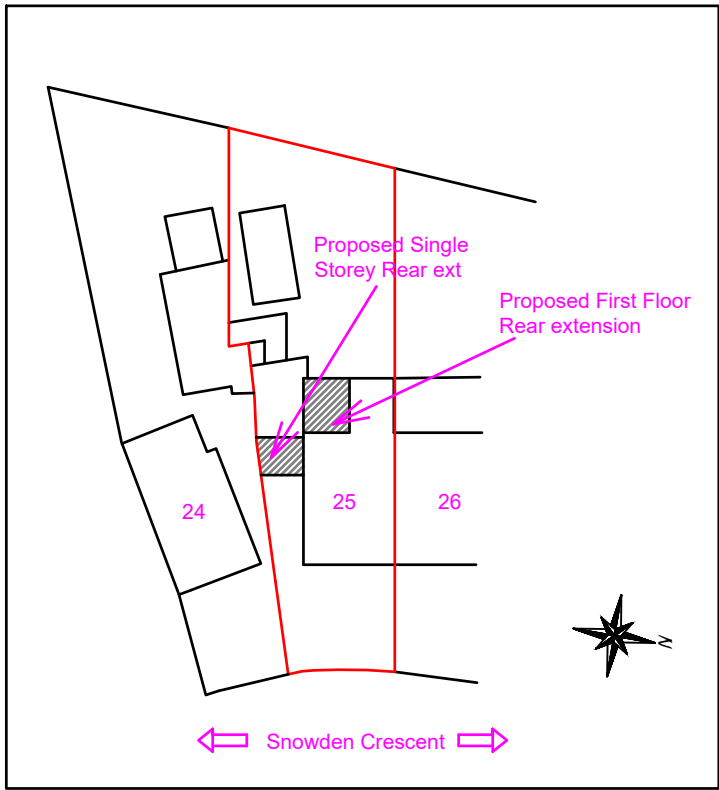
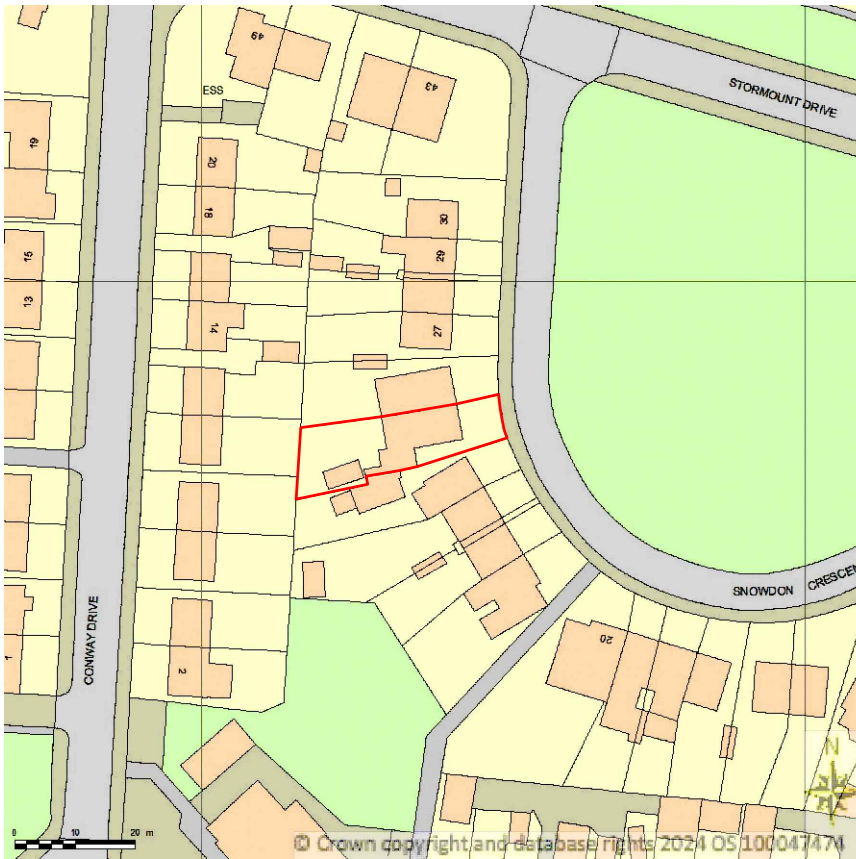


Note: This Drawing is for planning purpose and should not be used for construction.
All dimensions should be confirmed on site and any deviation should be reported back to designer.



Site Plan@
1:500



Location Plan@
1:1250

Proposed Development:

Single Storey Side Extension and First Floor Rear Extension

Site Address:

25 Snowden Crescent
Hayes
UB3 1RJ

Revisions:

Rev	Date	Description
A	28/02/2024	

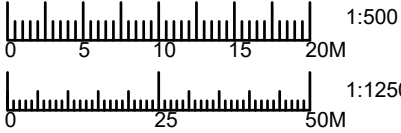
Drawing Description:

Site plan & Location Plan

Drawing No:

ART/2024/FFRE25SC/SPLP

Scale: 1:500, 1:1250
Paper Size: A3
Sheet No: 2 of 2



ART CONSULTANTS (UK) LTD
113 LONG LANE
STANWELL
TW19 7AL
M:07960071377
E: ARTCONSULTANTSUK@GMAIL.COM