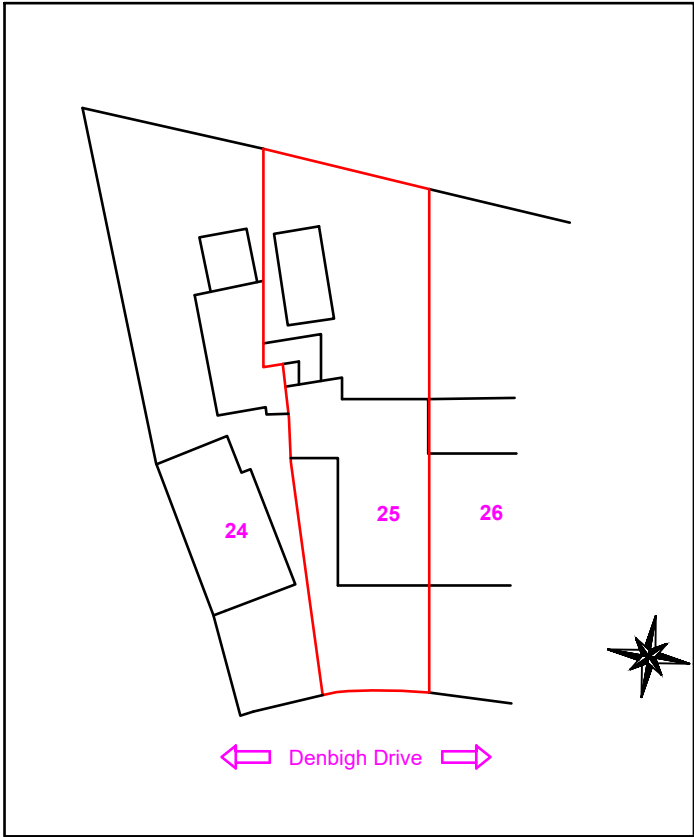
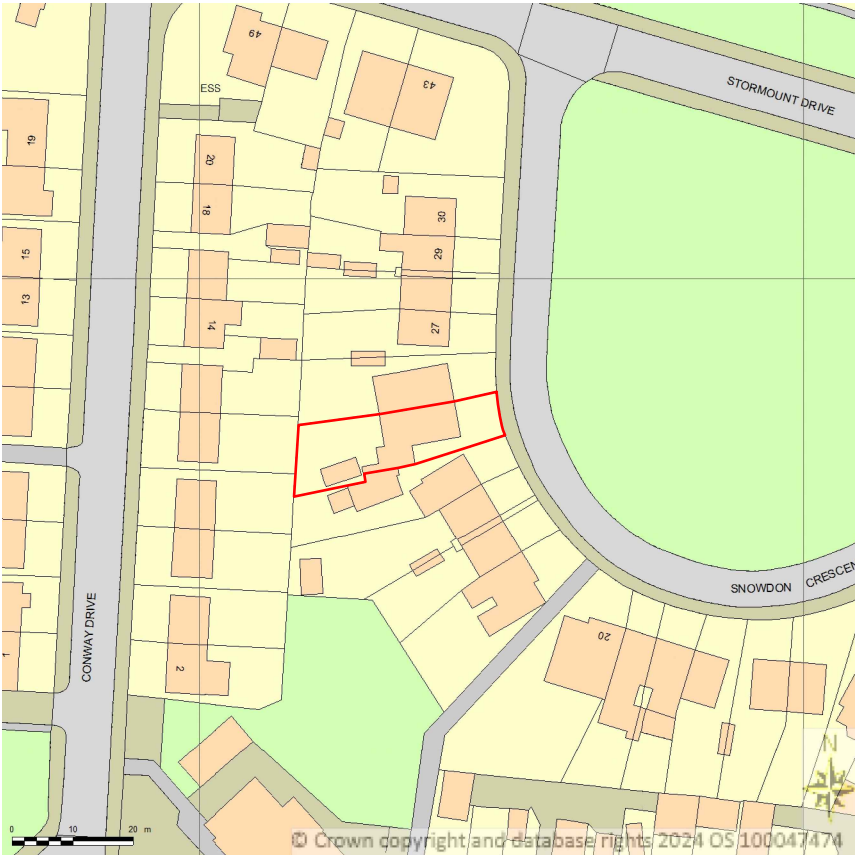


Note: This Drawing is for planning purpose and should not be used for construction.  
All dimensions should be confirmed on site and any deviation should be reported back to designer.



Site Plan@  
1:500



Location Plan@  
1:1250

**Proposed Development:**

Loft Extension

**Site Address:**

25 Snowden Crescent  
Hayes  
UB3 1RJ

**Revisions:**

Rev	Date	Description
A	19/02/2024	

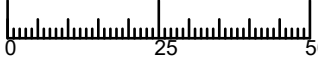
**Drawing Description:**

Site plan & Location Plan

**Drawing No:**

ART/2024/LE25SC/SPLP

Scale: 1:500, 1:1250  
Paper Size: A3  
Sheet No: 5 of 5



ART CONSULTANTS (UK) LTD  
113 LONG LANE  
STANWELL  
TW19 7AL  
M:07960071377  
E: ARTCONSULTANTSUK@GMAIL.COM