




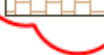
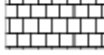











KEY:

Proposed

-  Site Boundary
-  ACCESS ROAD
Asphalt, black top with 10mm flint gravel chippings rolled in (to engineers specification)
-  PARKING BAYS
Hydropave 240, 240x120x80mm. Finish 'Bracken'. Herringbone pattern. Manufacturer Tobermore or similar approved
-  PATHS
Permeable Tarmac Ultracolor, 6mm, Colour: 'Light Buff'
-  FRONT OF HOUSE/ FEATURE PAVING
Tobermore Historic Flags. Various sizes. Finish 'Bracken'. Stretcher bond pattern. Manufacturer Tobermore
-  PRIVATE PATIO & GARDEN ROOM TERRACE PAVING
Mayfair Flags. 450x450x50mm. - Depth where this is installed over the pedestal system to be confirmed by engineers. Finish 'Sandstone'. Stretcher bond pattern. Manufacturer Tobermore or similar approved.
-  NATURAL SETT EDGING
See details for information
-  BRICK RETAINING WALLS
To match/respond to materials used on building facades. To architect's specification and design
-  STEP TREADS
Specified by the architects. Match to Scoutmoor Yorkshire Flags.
-  GRAVEL STRIP
Buff sandstone gravel, 20mm aggregate size. Manufacturer CED Stone or similar approved
-  Slab paving maintenance strip around building where ground is sloping towards the building.
-  Timber Tree Seat
See specification for further details
-  Tree Grill
See specification for further details
-  NO DIG ZONE
-  ECO BAT BOXES
To be installed on south side of the two retained oak trees at heights of 3.5m above ground. Installation to be overseen by ecologist to ensure effective placement.
-  SCHWEGLER 3S STARLING NEST BOXES
To be installed on the north side of the two retained oak trees at heights of 3.5m above ground. Installation to be overseen by ecologist to ensure effective placement.

Retaining wall to architects and engineers specification

Retaining walls to architect and engineer specification

Drainage channel next to the car park vent. Refer to architects section drawing 5125-TFP-ZZ-XX-DR-A-5000 SO and engineers drawing c12420-ZZ-XX-C-0001 for details.

Portus + Whitton
landscape architects

Portus + Whitton
58 Ashcroft Road, Cirencester
Gloucestershire, GL7 1DX
T: 01285 644335 F: 01285 644336
E: contact@portusandwhitton.co.uk



Anchor Hanover Group

St Andrew's Park Extra Care Development

Hard Landscape Plan

scale	paper size	date	project no.	pages	drawn	rev
1:200	A2	JUL 2019	1605	L	7	G

The contents of this drawing are the copyright of PORTUS + WHITTON

purpose of issue
PLANNING

REVISIONS	
Rev A - First Issue	29.08.19
Rev B - Layout updated to revised building layout.	30.09.19
Rev C - Disabled parking bays update to 4no.	18.11.19
Rev D - Changes to reflect shape of paths	27.11.19
Rev E - Addition of bat and starling nest boxes	06.02.20
Rev F - Drawing issued for discharge of conditions	10.03.20
Rev G - Water butt locations and specification added.	24.07.20
Rev H - Changes to paving	18.01.23

NOTES:
Spot heights as per engineers levels strategy drawing C12420 Preliminary levels 2.

Refer to Design and Access Statement KDE/CAP/5125 for detailed landscape description and rationale

Changes highlighted by revision clouds are as follows:
1. Natural stone paving changed to Tobermore Historic flags.
2. Paving to garden room terrace changed from natural stone paving to Tobermore Mayfair flags as used on private patios.
3. Dining terrace composite decking changed to Tobermore Historic flags.

WATER BUTTS - 16 no. A minimum capacity of 150L, to include a Rainwater Diverter and Extension Hose for each unit. These are what connect the downpipe to the water butt.
Water Butt Specification -
- 150L Standard Barrel Water Butt with Stand & Diverter (www.waterbuttsdirect.co.uk or similar approved)
- 32mm Extension Hose for Water Butt Diverter (www.waterbuttsdirect.co.uk or similar approved)