


Part B Landscape Plan 1:100



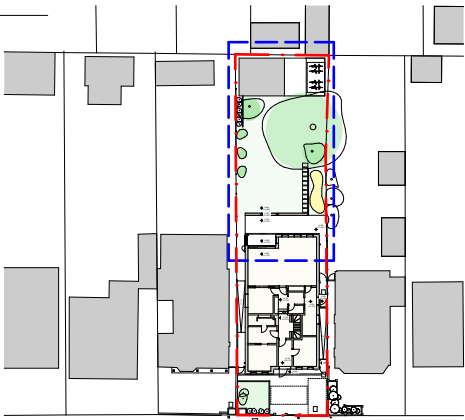
Note 3. Timber, pressure treated lap fence panel.



Note 6. SuDs compliant permeable flagstone paving. Existing flagstone to be recycled where possible.

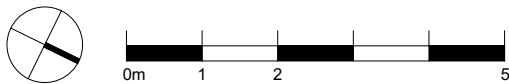


Note 7. SuDs compliant permeable paving.



KEY Landscape Plan 1:1000

KEY:
- - - - - Assumed boundary line



NOTES
DO NOT SCALE FROM THIS DRAWING.
FIGURED DIMENSIONS ARE TAKEN TO STRUCTURE UNLESS INDICATED OTHERWISE.
ALL DIMENSIONS TO BE CHECKED ON SITE PRIOR TO COMMENCEMENT OF WORK.
DRAWING TO BE READ IN CONJUNCTION WITH ALL OTHER ARCHITECT'S DRAWINGS, CONSULTANTS' AND SPECIALIST'S DRAWINGS, CONSTRUCTION NOTES, SPECIFICATIONS AND EMPLOYER'S REQUIREMENTS WHERE APPLICABLE.
ANY DISCREPANCY MUST BE BROUGHT TO THE ATTENTION OF PLEMON STUDIO LTD. IF IN DOUBT, ASK.
ANY MODIFICATION TO THIS DRAWING MUST BE CARRIED OUT BY PLEMON STUDIO LTD.
THIS DRAWING REMAINS UNDER THE COPYRIGHT OF PLEMON STUDIO LTD. PLEASE OBTAIN PERMISSION BEFORE COPYING.
WHERE METHOD OF CONSTRUCTION INCORPORATES TIMBER/LIGHT GAUGE STEEL FRAME ALL ELEMENTS OF FRAME INCLUDING STUD LOCATIONS, NOGGINS, SHEATHING, LINTELS, TRUSSESS AND WIND BRACING TO BE TO FRAME MANUFACTURER'S DESIGN, DETAIL AND SPECIFICATION.
ALL STRUCTURAL ELEMENTS ARE SHOWN INDICATIVELY. FOR ALL ELEMENTS OF STRUCTURE REFER TO STRUCTURAL ENGINEER'S AND SPECIALIST SUB-CONTRACTOR/FABRICATOR'S DESIGN, DETAIL AND SPECIFICATION.
ALL MECHANICAL AND ELECTRICAL ELEMENTS ARE SHOWN INDICATIVELY. FOR ALL M&E INSTALLATIONS REFER TO BUILDING SERVICES ENGINEER'S AND SPECIALIST SUB-CONTRACTOR'S DESIGN, DETAIL AND SPECIFICATION.



DRAWING TITLE	
2207_Proposed Landscape 100/B	
STATUS	
Planning	
SCALE	
1:100 @A3	
DATE	
30/05/2023	
DRAWN BY	
AU	
CHECKED BY	
CHCKD	

CLIENT	
Mr & Mrs Urlewicz	
PROJECT	
2207_14 Larne Road 14 Larne Road Detached	
DRAWING NO.	
project	originator
2207 - PLMN - XX	GF - DR - A -
volume	level
	type
role	number
	revision
	204
	01