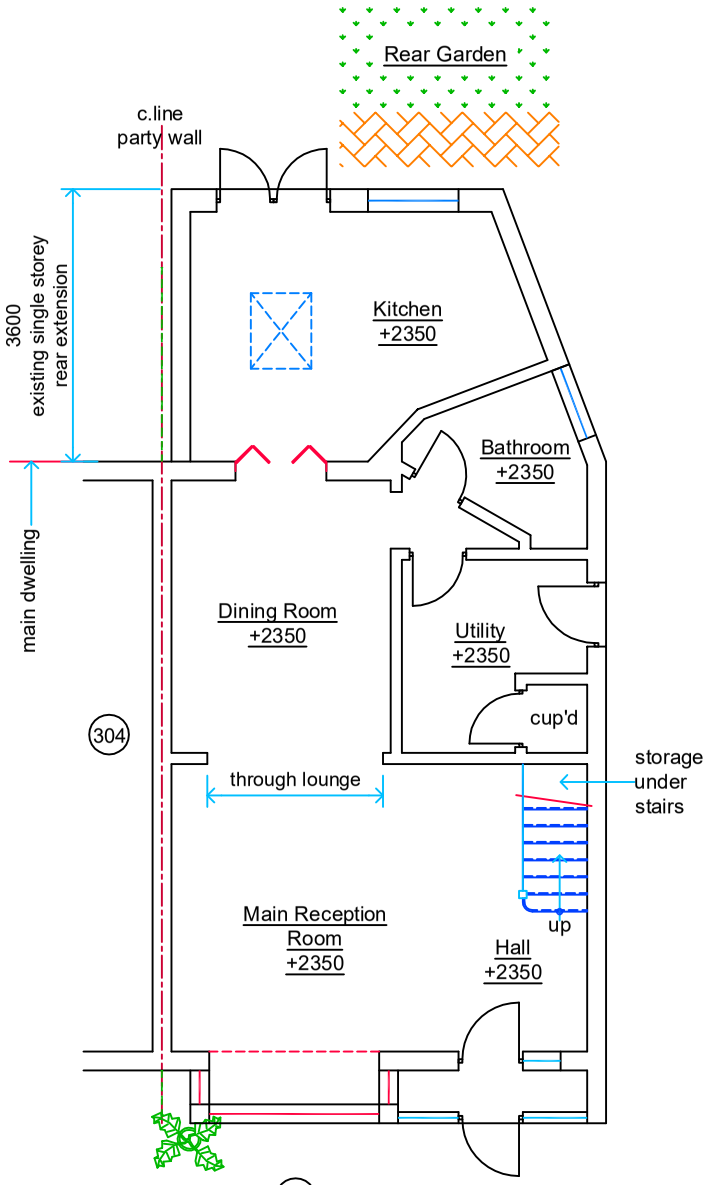

Existing Ground Floor Layout

+2350 denotes floor to ceiling height

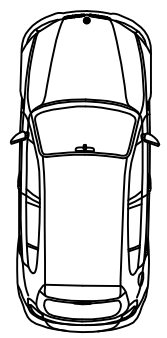

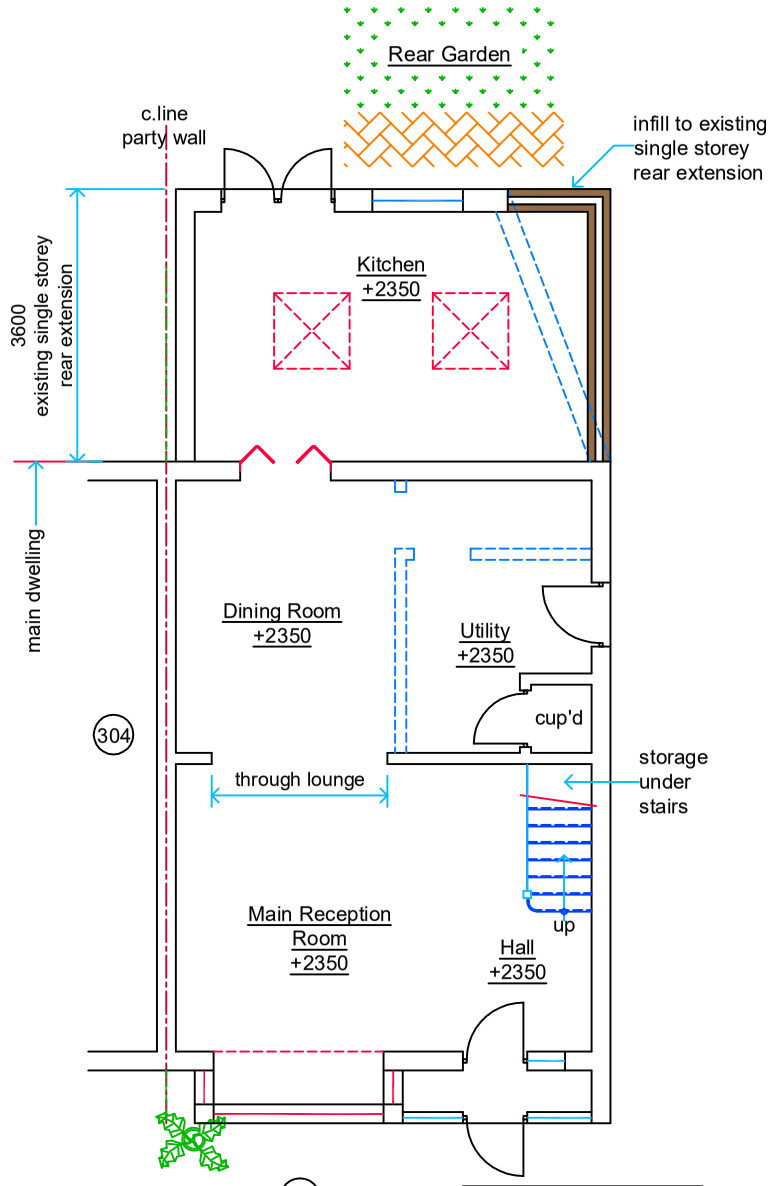

Proposed Ground Floor Layout

Single Storey Rear Extension

+2350 denotes floor to ceiling height

all new facing brickwork / render, flat roof to match existing dwelling

(land scapping to suit natural ground profile)

Rain Water Guttering Not To Encroach Neighbours Property

roof sky light windows (installed to Manufacturers requirements)

new velux window not to protrude 150mm. beyond the plane of the slope of the original house measured perpendicularly with the external surface of the original roof.

Final Position And Sizes Of New Sky Light Windows To Clients Requirements And To BCOs Approval

final position of new doors & windows to clients requirements

(*) denotes FD30 fire doors (all to BCOs approval)

(SD) denotes mains operated, self-contained smoke alarms with battery back up all to be interlinked

(HD) denotes heat detector to proposed kitchen

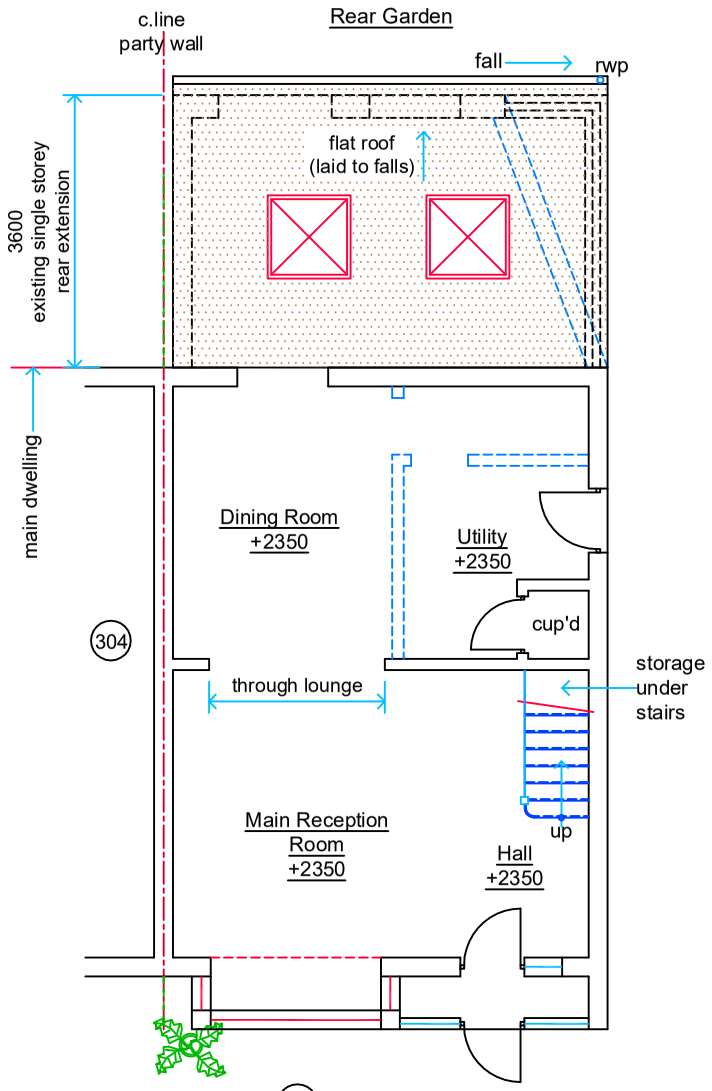

Proposed Ground Floor Layout

Single Storey Rear Extension - Roof Layout

+2350 denotes floor to ceiling height

NOTES

CONTRACTORS MUST VERIFY ALL DIMENSIONS ON SITE BEFORE COMMENCING ANY WORK ON SHOP DRAWINGS

DO NOT SCALE FROM THIS DRAWING

RS ATRA COPYRIGHT

Notes:
1. Do not scale this drawing

2. All dimensions to be verified on site and any discrepancy reported to the client

3. This drawing to be read in conjunction with all relevant drawings

owners to serve party wall act notice on owners of adjacent property and obtain written agreement, prior to commencement of any works

client/builder to obtain all planning permission approvals from the relevant authority. commencement of building works prior to the planning & building control approvals is to client/builders own risk

all rainwater guttering, down pipes locations to be confirmed by architect & not to encroach neighbors property

client/builder to liaise with local water board for any new works on or within the public sewer or drain runs and obtain approval from the local authority prior to commencement of any works

REV	AMENDMENT	DATE	CHKD
A	Planning Issue	12.11.20	RS

0 1m 2m 3m

Scale Bar

Single Storey Infill
Rear Extension

CLIENT
Sathasivam Sivathasan

PROJECT
306 Cowley Road
Cowley - Middlesex
UB8 2NJ

DRAWING TITLE
Proposed Single Storey Rear Infill Extension
Existing & Proposed Floor Layouts
Sheet 1

SCALE	DRAWN BY	CHECKED	DATE
1:50 @ A1 1:100 @ A3	RS	RS	12.11.20

DRAWING STATUS
Planning Issue

DRAWING NUMBER	REVISION
2020 -107- 01	A