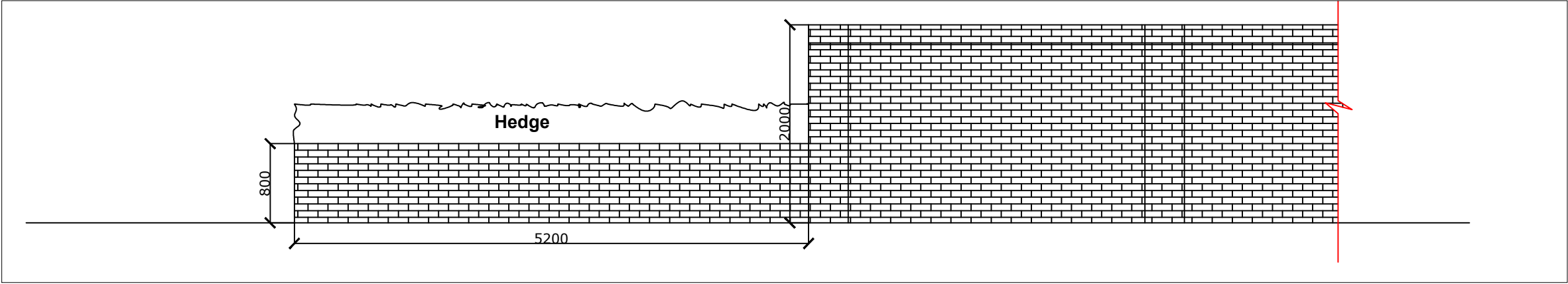
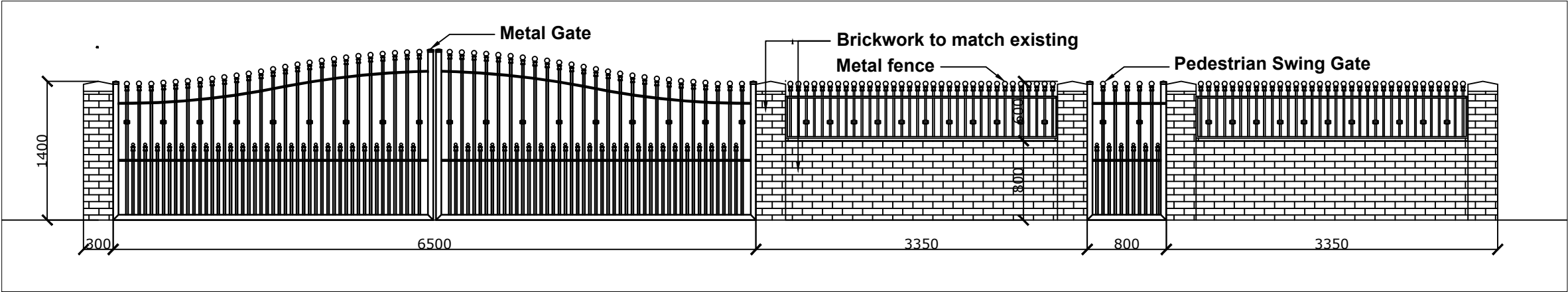


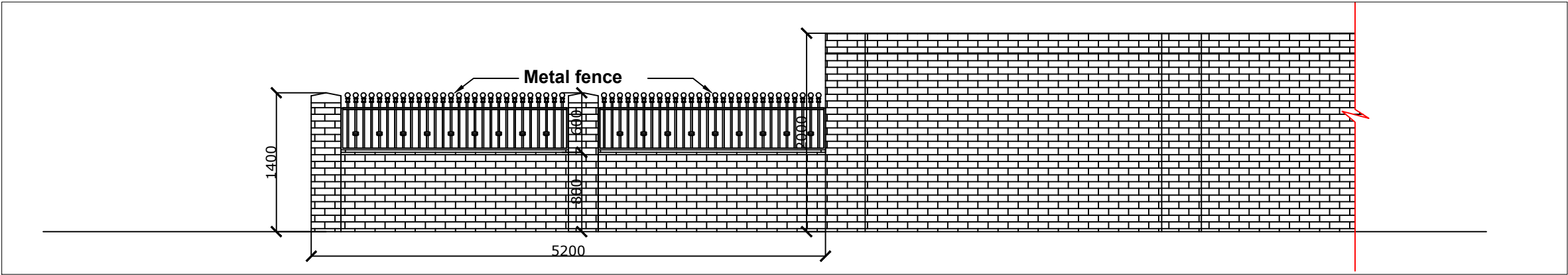
EXISTING FRONT ELEVATION



EXISTING SIDE ELEVATION



PROPOSED FRONT ELEVATION



PROPOSED SIDE ELEVATION

GENERAL NOTES

All work to comply with current building regulations and codes of practice

Do not scale from drawings

All dimensions to be checked on site before the start of any work

Proposed External Finish Materials to match Existing External Finish Materials




Image reference for Gate and Railing

PROJECT :2, THE GREENWAY, ICKENHAM UB10 8LS

SB DESIGN STUDIO

SHINGINI BISWAS
info@sbdslondon.com

07521505399

DWG NAME : EXISTING AND PROPOSED ELEVATIONS
SCALE : 1:50@A3

DWG NO/REV : 2EL001/01

DATE : 08/10/24