

Ornamental Shrubs

Abbrev.	Name	Height cm	Root Zone	Specification	Mix %	No./m²	Area m²	Number
A j	Aucuba japonica	20-30	2L	Bushy, 3 brks	15	3		5
B 'Su'	Bergenia 'Sunningdale'		2L	Full pot	10	5		6
C al 'S'	Cornus alba 'Sibinica'	40-60	2L	Branched, 3 brks	15	2		4
G x o 'W/P'	Geranium x oxonianum 'Wargrave Pink'		2L	Full pot	15	4		7
H cal	Hypericum calycinum	20-30	2L	Bushy, 6 brks	15	4		7
P lau 'O L'	Prunus laurocerasus 'Otto Luyken'	20-30	2L	Bushy, 3 brks	15	3		5
S j	Skimmia japonica	20-30	2L	Bushy, 3 brks	15	4		7
Sub-totals					100%		12	41


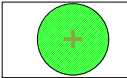











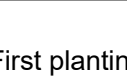

Beech Hedge 80-100cm (double staggered row)

Abbrev.	Name	Girth/Dia. cm	Height cm	Root Zone	Specification	m Ctrs	Area m²	Number
F s	Fagus sylvatica		80-100	B	1+2, Transplant - seed raised	0.5	26	104
No. of rows : Offset m		2	0.5		Sub-totals			104

Trees

Abbrev.	Name	Girth/Dia. cm	Height cm	Root Zone	Specification	m Ctrs	Number
S 'J R'	Sorbus 'Joseph Rock'	18-20	450-500	RB	3x EHS; clear stem min. 200cm	Counted	2
Sub-totals							2

KEY:

-  Existing Trees Retained
-  Extra Heavy Standard Tree
-  Ornamental Shrub Planting
-  Lawn
-  Beech Hedging
-  Gravel
-  Marshalls Priora Permeable 200x100x80
-  Buff Block Paving or Similar Approved
-  Marshalls Priora Permeable 400x400x65
-  Flag Natural Paving or Similar Approved.
-  Shared Tarmac Access to be Retained/Replaced as Required.
-  1.8m Timber Close boarded Fence
-  Timber Gate
-  Electric Car Charging Port
-  Site Boundary

**IMPLEMENTATION PROGRAMME:**

First planting season following construction

**LANDSCAPE MANAGEMENT:**

Site Owner to implement 5-year management plan to cover the following regular, seasonal and annual maintenance operations:

**Trees:**  
Water monthly April to September in periods of drought  
Inspect trees annually in winter  
Undertake formative pruning of young trees to encourage good growth and shape - As required.  
Following strong winds, re-firm base and check tree stakes for stability. - As required  
Check tree ties on new tree planting and replace/loosen/remove as necessary  
Apply slow release fertiliser to base of each tree; 50g per new tree. - Annual, Mar-Apr

**Shrubs:**  
Remove litter  
Water monthly April to September in periods of drought  
Maintain plant beds weed free  
Remove dead plants  
Trim planting to prevent encroachment onto paths  
Prune planting clear of all signage and sightlines  
Prune beech hedges once annually  
Firm up rocked plants  
Eradicate any occurrence of Japanese Knotweed

**Plant failures**  
Replace any dead plants in following planting season (Nov - Mar).

OUTLINE SPECIFICATION:

**GENERAL**  
All works to be in accordance all relevant British Standards and the Landscape Consultant's planting plans and specification (to be issued) and in compliance with the National Landscape Specification (NBS) 1998, latest revision.

**SETTING OUT**  
All dimensions and levels should be checked and adjusted on site. Contractor responsible for care around all services. Do not scale from this drawing.

**SITE PREPARATION**  
Building rubble in excess of 50mm dimension to be removed, compaction ripped 150mm deep or broken out by JCB back-actor leaving surface rough. Ensure free drainage.

**TOPSOIL**  
Multipurpose topsoil BS:3882 medium loam, not more than slightly stoney, pH 5.7-7.5.  
Depth 450mm all planting areas. 150mm to all other areas.  
Provide Declaration of Analysis of topsoil to Employer's Agent.

**TREE PIT**  
Transplants 300mmØ x 300mm depth  
Extra Heavy Standard 1200mmØ x 750mm depth

**PREPARATORY HERBICIDE**  
Weed allowed to grow and treated with up to three applications of weed killer prior to cultivation or planting during the fallow period.

**GRASSING**  
Grassing between April-October.  
Cultivate to prepare seed bed. Finished seed bed levels 25mm above pavings and kerb edges. Stones pick to 25mm.  
Pre-seeding fertiliser 50g/m2. Grass mix chosen for low maintenance requirements:-  
GRASS SEED MIX from DLF Trifolium Tel: 01386 791102:  
LAWN 'Pro 50 Quality lawn (with Ryegrass)'

**PLANTS**  
**General**  
Plant material in accordance with the HTA's National Plant Specification 1997. All plants container grown, well formed and free from disease. Plant handling to CPSE Plant Handling Code.

Quality as supplied by:  
Johnsons of Whitley Ltd, York YO26 8AQ. Tel: 01423 330234.  
Or other nursery listed in the Horticultural Trades Association Nursery Certification Scheme.

**Planting**  
Plant November to March.  
Planting areas cultivated 150 mm deep and stone picked of material greater than 50mm. Plant material pit planted 300 x 300 x 200 minimum. Approved planting compost incorporated into the soil during planting.

Backfill mix	Enmag	P4	Compost
Shrubs	35g	5g	10 litres
Transplants	35g	5g	10 litres
Extra Heavy Standard	75g	50g	75 litres

Backfill mix (30%) incorporated into topsoil (70%) during planting.

**TREE STAKING**  
Extra Heavy Standard - Short triple staking (when planted in grass)  
Preserved softwood 75mm min diameter.  
Driven vertically 450mm on three sides.  
Tie within 25mm of top of stakes with flexible J Tom's 37.5mm wide standard nylon reinforced rubberbelt ref L2.

**MULCH**  
Total cover coarse bark mulch to shrub areas, Melcourt Bark Nuggets 75mm deep.

**AFTERCARE**  
24 months aftercare by planting contractor. Including grass and meadow cutting, weed, pest and disease control, pruning and watering. Weed control by residual herbicide or hand weeding as necessary to achieve a weed free condition. Watering in periods of drought to ensure establishment and continued thriving of planting.

**DEFECTS LIABILITY**  
Twenty-four months on plant material and grass. Replacements in November in year of loss.

**ONGOING MAINTENANCE**  
Continue to maintain for five years from completion of planting by hand weeding and spot treatment of weed killer to any weed in planted areas until plants close canopies. Replace failures for 5 years.

Based on architects layout drawing no:  
BR-12PPL-01-10-08-2022 received 19-08-22

Weddle Landscape Design

LANDSCAPE ARCHITECTURE

ENVIRONMENTAL PLANNING

Mews Studio, Charnwood House, Tel: (0114) 250 1181

8 Kenwood Bank, Sheffield S7 1NU, Fax: (0114) 250 1188

www.weddles.co.uk, mail@weddles.co.uk

Job PRINCES PARK LANE

Title				
LANDSCAPE MASTERPLAN				
scale@ A1	drawn	date	drawing number	revision
1:100	KP	SEPT 22	1473-001	-

