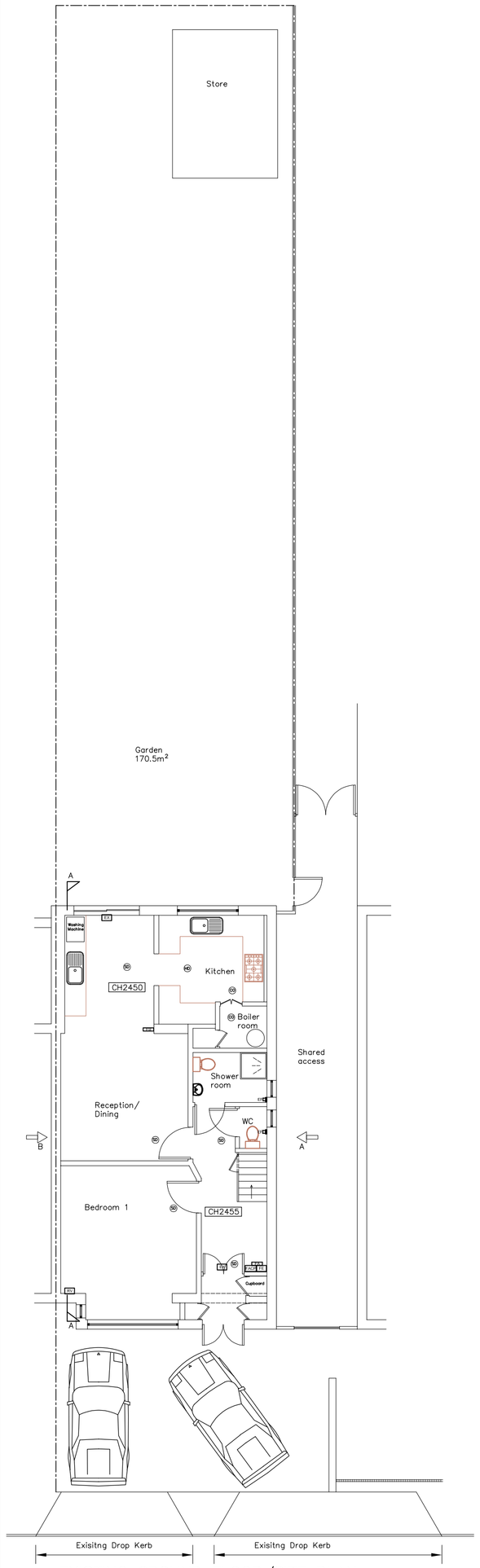

EXISTING GROUND FLOOR/SITE PLAN

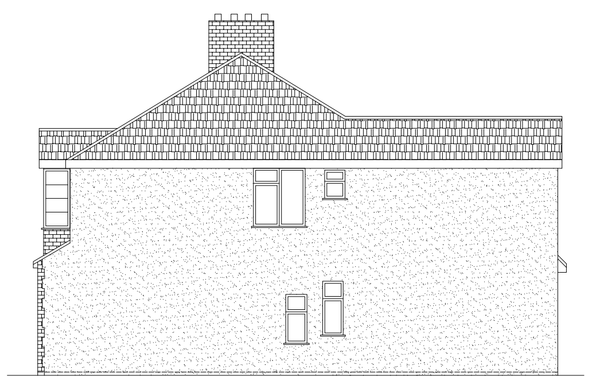

EXISTING SIDE ELEVATION A
SCALE 1:100

EXISTING REAR ELEVATION
SCALE 1:100

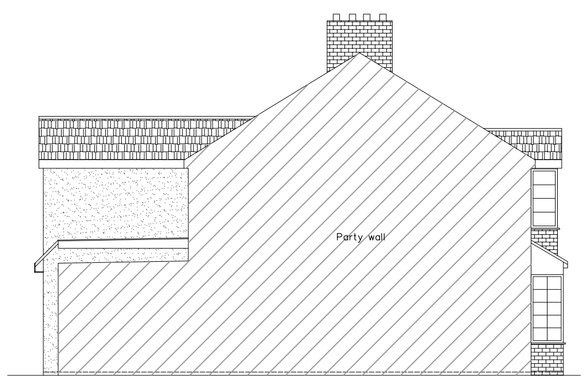

EXISTING SIDE ELEVATION B
SCALE 1:100

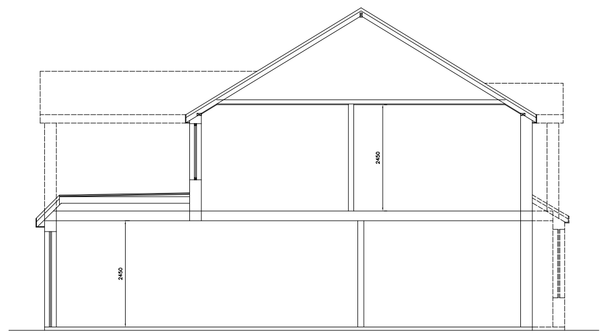

EXISTING SECTION A
SCALE 1:100

EXISTING FRONT ELEVATION
SCALE 1:100

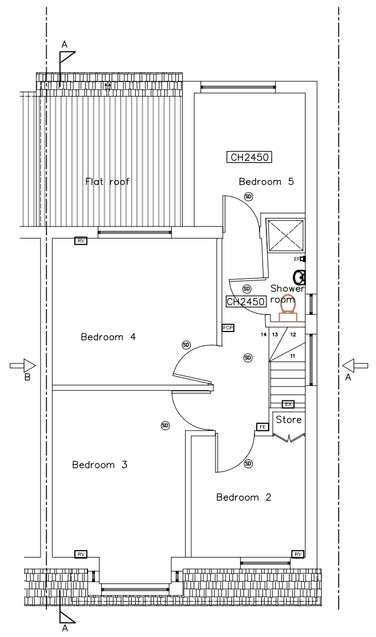

EXISTING FIRST FLOOR PLAN
SCALE 1:100

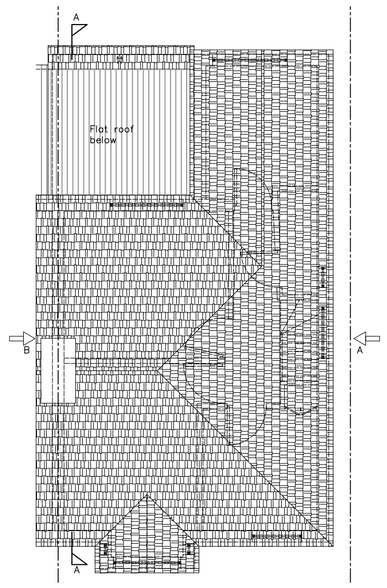

EXISTING ROOF PLAN
SCALE 1:100

LEGEND:

SD	Position of mains operated interconnected smoke alarms to BS 5446:Part 1:1990 to circulation areas at all levels, as required by Approved document Part B
HD	Position of mains operated interconnected heat detector
CO	Carbon detector
EX	Emergency fire exit sign to comply with BS5499-1:2002.
EF	Wall mounted extract fan
FACP	Fire alarm control panel
FA	Fire action notice
FB	Fire Blanket
FE	Fire Extinguisher
RV	Room vent
FCP	Fire call point

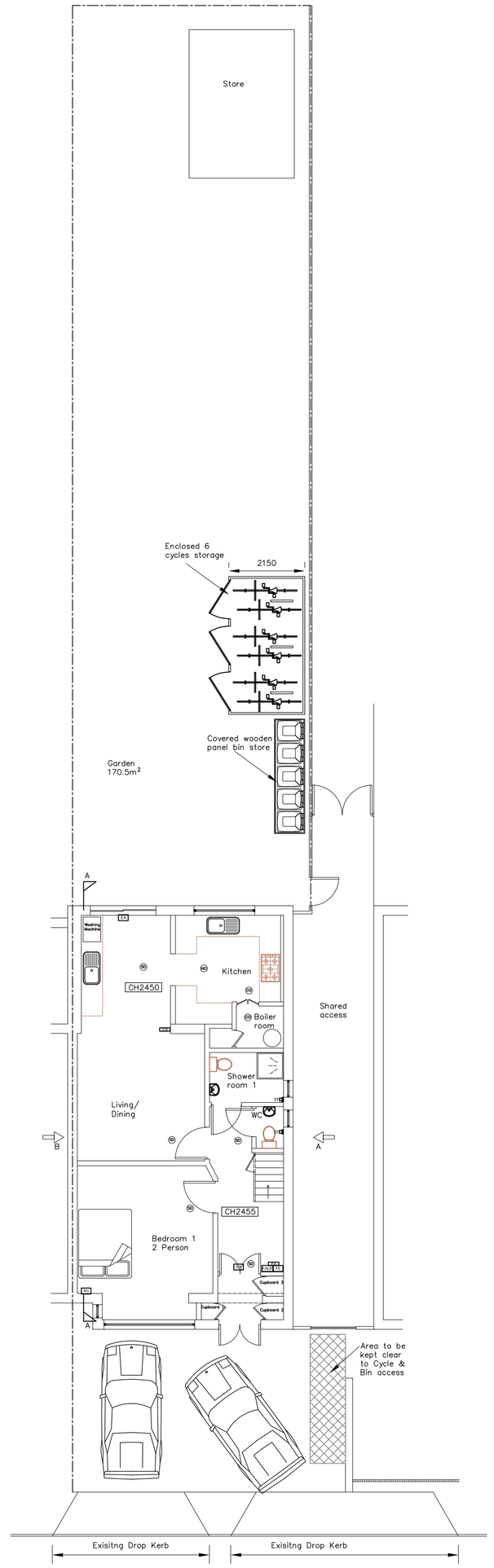

PROPOSED SITE PLAN
SCALE 1:100

Accommodation Schedule (5 Bedrooms, 6 Persons)

Room No.	Room size	Number of occupants	Standard room size
Bedroom 1	15.7m²	2 Person	> 10.2m²
Bedroom 2	7.4m²	1 Person	6.51m² – 10.2m²
Bedroom 3	13.3m²	1 Person	6.51m² – 10.2m²
Bedroom 4	12.8m²	1 Person	6.51m² – 10.2m²
Bedroom 5	7.6m²	1 Person	6.51m² – 10.2m²
Living/ Dining	21.4m²		10m²
Kitchen	8.3m²		
Lockable cupboard area inside Kitchen	8.3m²	2(1.25+3.2)m² = 8.9m²	5 x 0.93m² = 4.65m²
Boiler room	2m²		
Shower room 1	3m²		
Shower room 2	2m²		
WC	0.9m²		
Cupboard 1 + Cupboard 2 + Cupboard 3	0.17m² + 0.26m² + 0.3m² = 0.73m²		

GENERAL NOTES

1. Dimensions should not be scaled from the drawings where accuracy is essential.
2. Details dimensions and levels to be checked on site by builder prior to commencement of works. Any works commenced prior to all necessary local authority approvals are entirely at the risk of the owner & builder.
3. Structural details are subject to exposure of existing construction and verification by local authority surveyor and any necessary revised details are to be agreed with the local authority surveyor prior to carrying out the affected works.
4. All materials are to be used in accordance with the manufactures' guidelines and all relevant British Standards Codes of Practice & relevant Building Regulations documents.
5. All works are to be carried out in acordance with Local Authority requirements.
6. The intended works fall within the Party Wall Act 1996 and any adjoining owners affected must be notified prior to commencement of any works.
7. Thames Water Authority permission to be obtained if building over or adjacent to public sewers within 3 meters.
8. No part of the extension or foundation works to project into adjoining boundary line (unless agreed otherwise)
9. Any discrepancies between drawings of different scales, and between drawings and specification where appropriate to be notified to Engineer for decision.

1:100
0 2 4 6 8m
0 2000 4000 6000 8000 mm

CIVIL & STRUCTURAL ENGINEERS

KKR Planning & Design Ltd
Oasis Business Centres Ltd
468 Church Lane, Kingsbury,
London NW9 8UA.
Tel: 020 8200 2360
Email info@kkrpd.co.uk
Web www.kkrpd.co.uk

This drawing is the copy right of KKR Planning & Design Ltd. and may not be amended, copied or reproduce without written permission. No liability will be accepted for amendments made by other person.

Do not scale off the drawings (scale only for planning purposes).

Client:		Drawn KL	JUNE 2026
Project Title 33 Parkfield Avenue UB10 0DF		Checked	
Drawing Title EXISTING FLOOR PLANS, SECTION, ELEVATIONS, AND PROPOSED ACCOMMODATION SCHEDULE		Scale 1:100, 50	Size A1
		Project No. KKR-1711	Drawing No. PL-01 / Rev. –