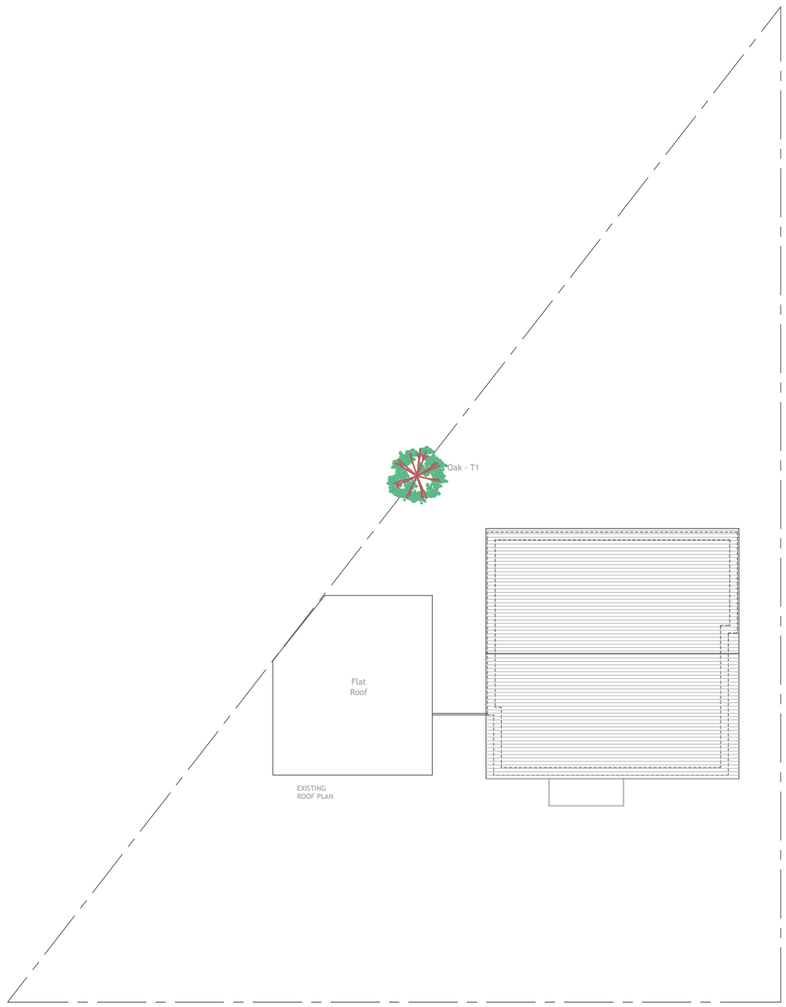

EXISTING

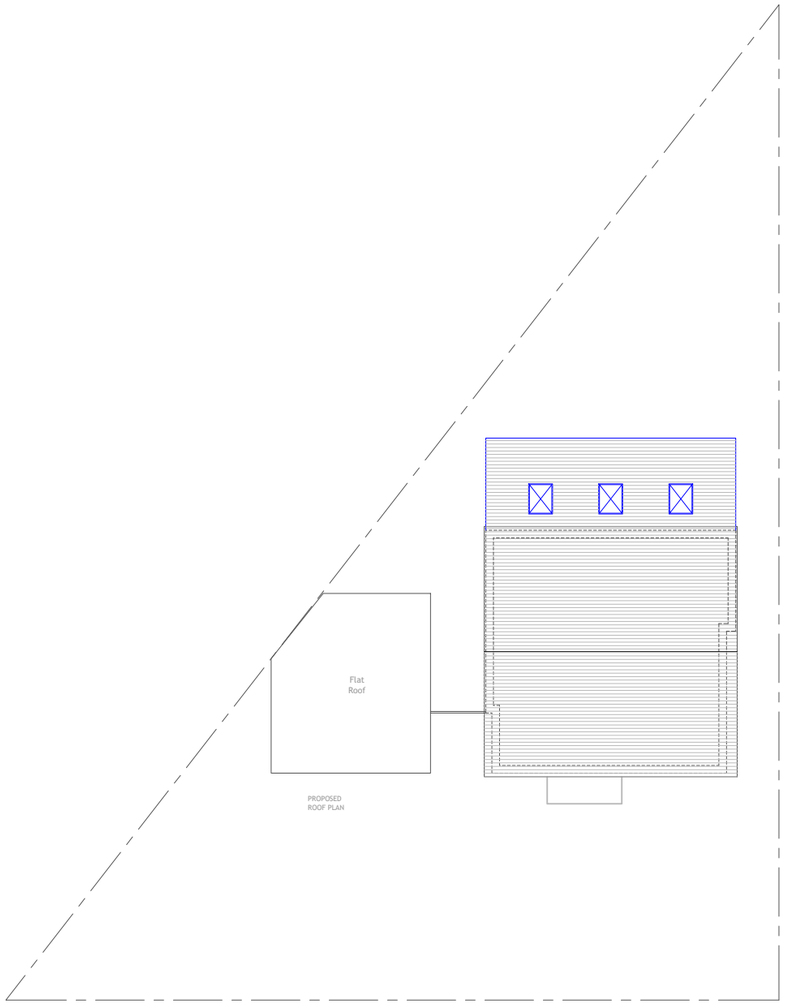

PROPOSED

Scale 1:200

2 4 10m

ANY CHANGES FROM APPROVED DRAWINGS ARE THE RESPONSIBILITY OF CLIENT/CONTRACTOR – PLEASE READ CLAUSED BELOW BEFORE WORKS COMMENCE

Any dimensions taken from this drawing should be cross checked on site and approved prior to any construction works. The contractor shall be responsible for taking all necessary site dimensions and levels and for all exploratory works to verify any existing structure before commencement of works. The contractor will be responsible for all the correct setting out and temporary supports of works on site to property and neighbouring properties

No liability taken of any kind is accepted by Architect for any error or omission Where new work is near/on boundary line/party wall the property owner is to serve party wall notice to the adjoining property/land owner in accordance with the requirements of the 'Party Wall etc.' Act 1996

Contractor responsible for notifying of Building Control Surveyor of each stage of works and ensure inspections have been made. All details to comply with current building regulations and Building Control Approval. Work not to commence until approval of plans by Building Control Body. Any works that commence before Building Regulations drawings have been approved is responsibility of client.

After confirmation from local authority that prior approval is not required, proposed extension must comply with all permitted development criteria set out under the General Permitted Development Order 1995

Any development carried out without Permitted Development Certificate is at owner's own risk. It is strongly advised that a Permitted Development Certificate/Certificate of Lawfulness is sought prior to commencement of any works

FD30 — FD30
All habitable room doors to be replaced with FD30 doors with 38x25mm Door Stops and 3 No Stainless Steel Hinges.
Middle Hinge to be installed at least ⅔ of way up door frame

SD — Mains powered with battery back up interlinked smoke detector to be installed within at least 7.5m of all habitable rooms and at least 30cm from any light fitting or wall

HD — Mains powered and interlinked operated heat detector with battery back up

Ex — Extractor fan for shower room – 15l/s and Kitchen 30l/s to be taken through to run and expel externally

For Structural Steelwork refer to Structural Engineer's Drawing. Beams indicated by red dashed lines (see right)

All Steel work to be encased in 2 layers of FireLine Board with staggered joints or fire resisting intumescent paint in accordance with manufacturer's guidance to provide minimum 60min fire resistance
All Steel work to only be ordered once contractor has confirmed dimensions on site and positioning with client. Any discrepencies noted to be discussed with Surveyor prior to ordering any steel work. No responsibility taken by Surveyor for steels ordered to match site conditions

MOSAIC
BUILDING DESIGN
www.mosaicbuildingdesign.co.uk
info@mosaicbuildingdesign.co.uk
020 385 68 385 / 0770 910 6090
Mosaic Building Design LTD, 86-90 Paul Street, London, EC2A 4NE
Company Registration No. 10853256

SUBJECT TO PLANNING APPROVAL

CLIENT	PROJECT	DRAWING	STAGE
Mr Visram	Single storey rear extension	Block Plan	Permitted Development

·	CHECKED ·	APPROVED ·
	SCALE 1:200 @A3	DATE JAN 2022
DRAWING No. 6B Eastbury Ave HA6_PD/SSRE/-01		REV A

Plans and contents are bound by Copyright - they are not to be copied or reproduced without prior permission given by Mosaic Building Design LTD

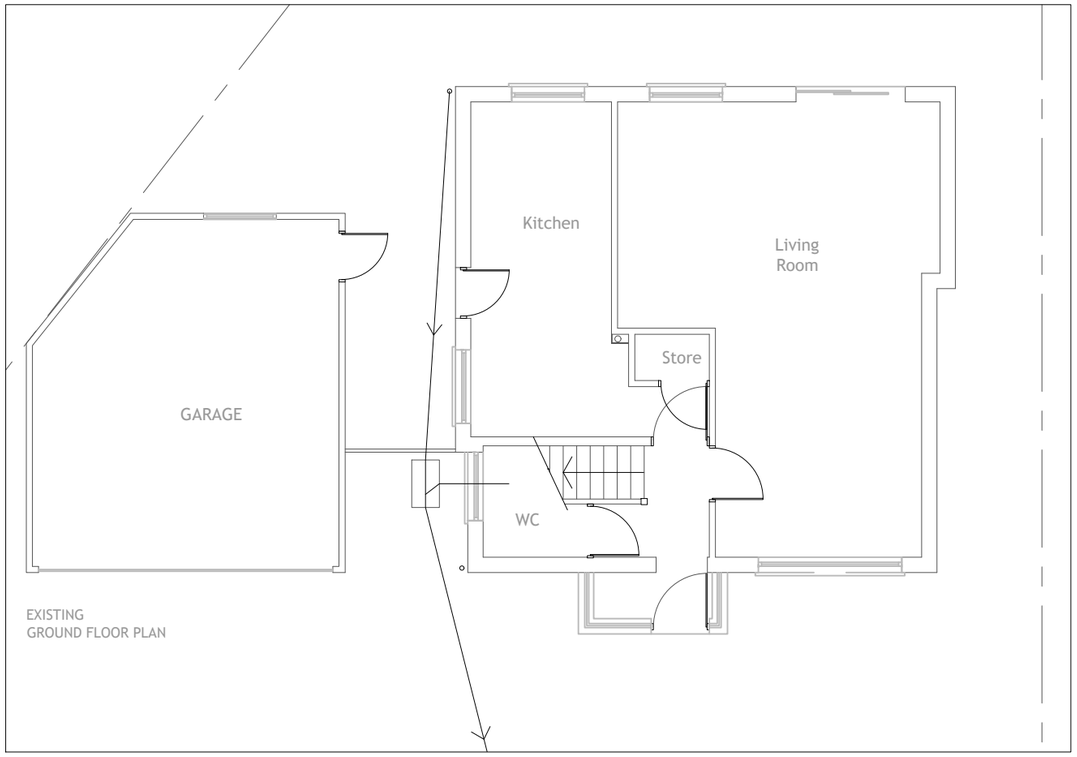

EXISTING
GROUND FLOOR PLAN

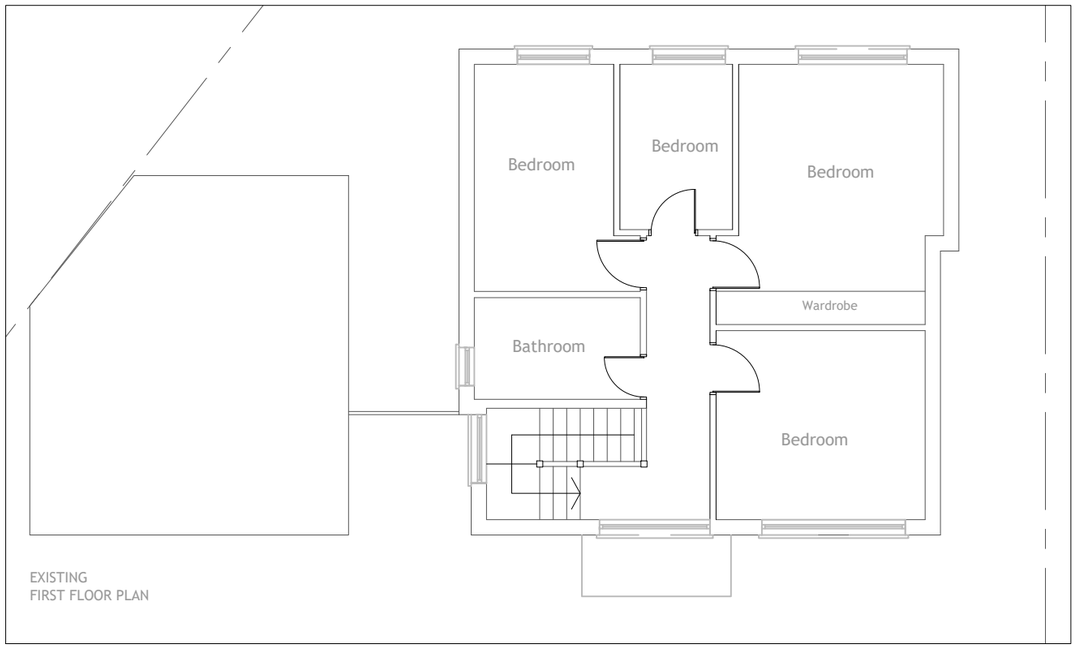

EXISTING
FIRST FLOOR PLAN

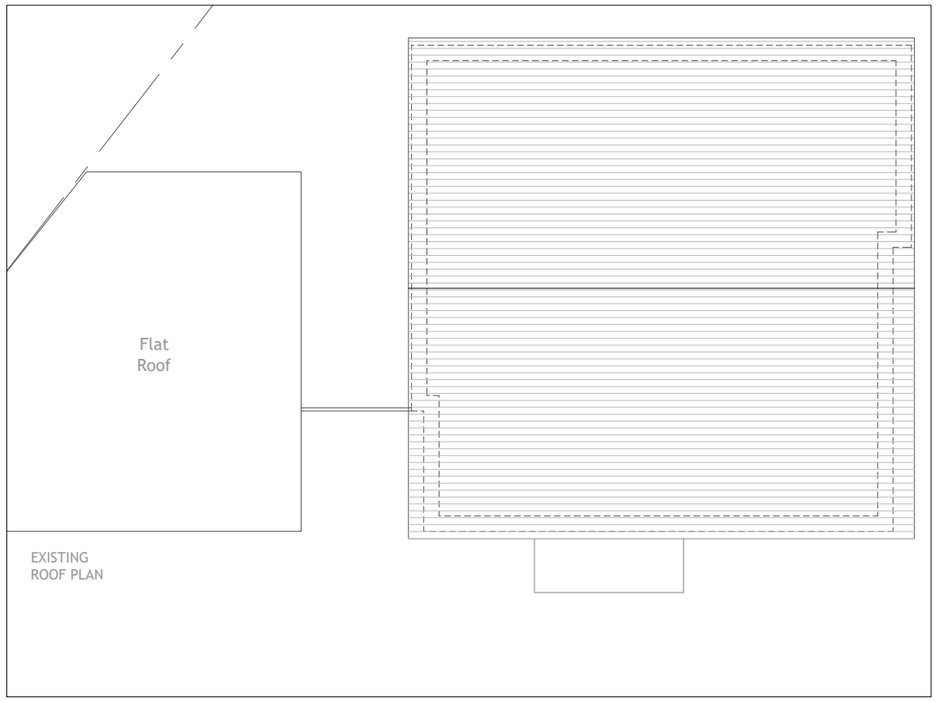

EXISTING
ROOF PLAN

ANY CHANGES FROM APPROVED DRAWINGS ARE THE RESPONSIBILITY OF CLIENT/CONTRACTOR – PLEASE READ CLAUSED BELOW BEFORE WORKS COMMENCE

Any dimensions taken from this drawing should be cross checked on site and approved prior to any construction works. The contractor shall be responsible for taking all necessary site dimensions and levels and for all exploratory works to verify any existing structure before commencement of works. The contractor will be responsible for all the correct setting out and temporary supports of works on site to property and neighbouring properties

No liability taken of any kind is accepted by Architect for any error or omission Where new work is near/on boundary line/party wall the property owner is to serve party wall notice to the adjoining property/land owner in accordance with the requirements of the 'Party Wall etc.' Act 1996

Contractor responsible for notifying of Building Control Surveyor of each stage of works and ensure inspections have been made. All details to comply with current building regulations and Building Control Approval. Work not to commence until approval of plans by Building Control Body. Any works that commence before Building Regulations drawings have been approved is responsibility of client.

After confirmation from local authority that prior approval is not required, proposed extension must comply with all permitted development criteria set out under the General Permitted Development Order 1995

Any development carried out without Permitted Development Certificate is at owner's own risk. It is strongly advised that a Permitted Development Certificate/Certificate of Lawfulness is sought prior to commencement of any works

FD30 — FD30
All habitable room doors to be replaced with FD30 doors with 38x25mm Door Stops and 3 No Stainless Steel Hinges.
Middle Hinge to be installed at least ⅔ of way up door frame

SD — Mains powered with battery back up interlinked smoke detector to be installed within at least 7.5m of all habitable rooms and at least 30cm from any light fitting or wall

HD — Mains powered and interlinked operated heat detector with battery back up

Ex — Extractor fan for shower room – 15l/s and Kitchen 30l/s to be taken through to run and expel externally

For Structural Steelwork refer to Structural Engineer's Drawing. Beams indicated by red dashed lines (see right)

All Steel work to be encased in 2 layers of FireLine Board with staggered joints or fire resisting intumescent paint in accordance with manufacturer's guidance to provide minimum 60min fire resistance
All Steel work to only be ordered once contractor has confirmed dimensions on site and positioning with client. Any discrepencies noted to be discussed with Surveyor prior to ordering any steel work. No responsibility taken by Surveyor for steels ordered to match site conditions

MOSAIC
BUILDING DESIGN
www.mosaicbuildingdesign.co.uk
info@mosaicbuildingdesign.co.uk
020 385 68 385 / 0770 910 6090
Mosaic Building Design LTD, 86-90 Paul Street, London, EC2A 4NE
Company Registration No. 10853256

Scale 1:100

1 2 3 4 5m

SUBJECT TO PLANNING APPROVAL

CLIENT	PROJECT	DRAWING	STAGE
Mr Visram	Single storey rear extension	Existing Plans	Permitted Development

	CHECKED ·	APPROVED ·
·	SCALE 1:100 @A3	DATE JAN 2022
DRAWING No. 6B Eastbury Ave HA6_PD/SSRE/-02		REV A

Plans and contents are bound by Copyright - they are not to be copied or reproduced without prior permission given by Mosaic Building Design LTD

EXISTING
FRONT ELEVATION

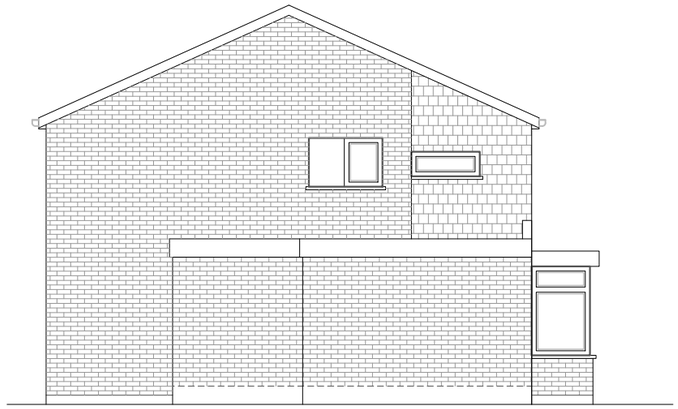

EXISTING
SIDE ELEVATION

EXISTING
REAR ELEVATION

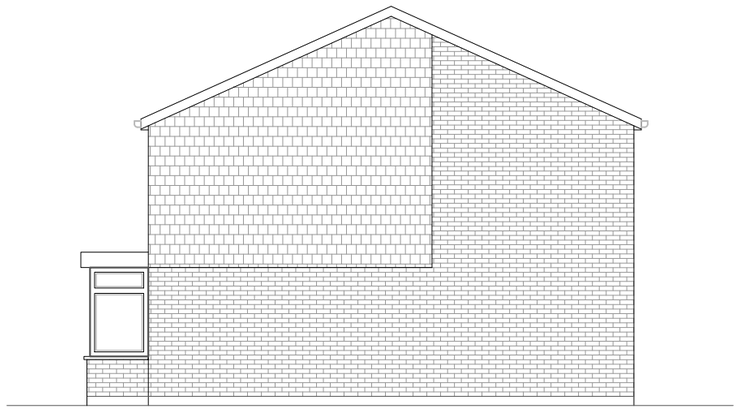

EXISTING
SIDE ELEVATION

ANY CHANGES FROM APPROVED DRAWINGS ARE THE RESPONSIBILITY OF CLIENT/CONTRACTOR – PLEASE READ CLAUSED BELOW BEFORE WORKS COMMENCE

Any dimensions taken from this drawing should be cross checked on site and approved prior to any construction works. The contractor shall be responsible for taking all necessary site dimensions and levels and for all exploratory works to verify any existing structure before commencement of works. The contractor will be responsible for all the correct setting out and temporary supports of works on site to property and neighbouring properties

No liability taken of any kind is accepted by Architect for any error or omission Where new work is near/on boundary line/party wall the property owner is to serve party wall notice to the adjoining property/land owner in accordance with the requirements of the 'Party Wall etc.' Act 1996

Contractor responsible for notifying of Building Control Surveyor of each stage of works and ensure inspections have been made. All details to comply with current building regulations and Building Control Approval. Work not to commence until approval of plans by Building Control Body. Any works that commence before Building Regulations drawings have been approved is responsibility of client.

After confirmation from local authority that prior approval is not required, proposed extension must comply with all permitted development criteria set out under the General Permitted Development Order 1995

Any development carried out without Permitted Development Certificate is at owner's own risk. It is strongly advised that a Permitted Development Certificate/Certificate of Lawfulness is sought prior to commencement of any works

FD30 — FD30
All habitable room doors to be replaced with FD30 doors with 38x25mm Door Stops and 3 No Stainless Steel Hinges.
Middle Hinge to be installed at least ⅔ of way up door frame

SD — Mains powered with battery back up interlinked smoke detector to be installed within at least 7.5m of all habitable rooms and at least 30cm from any light fitting or wall

HD — Mains powered and interlinked operated heat detector with battery back up

Ex — Extractor fan for shower room – 15l/s and Kitchen 30l/s to be taken through to run and expel externally

For Structural Steelwork refer to Structural Engineer's Drawing. Beams indicated by red dashed lines (see right)

All Steel work to be encased in 2 layers of FireLine Board with staggered joints or fire resisting intumescent paint in accordance with manufacturer's guidance to provide minimum 60min fire resistance
All Steel work to only be ordered once contractor has confirmed dimensions on site and positioning with client. Any discrepencies noted to be discussed with Surveyor prior to ordering any steel work. No responsibility taken by Surveyor for steels ordered to match site conditions

MOSAIC
BUILDING DESIGN
www.mosaicbuildingdesign.co.uk
info@mosaicbuildingdesign.co.uk
020 385 68 385 / 0770 910 6090
Mosaic Building Design LTD, 86-90 Paul Street, London, EC2A 4NE
Company Registration No. 10853256

Scale 1:100

1 2 3 4 5m

SUBJECT TO PLANNING APPROVAL

CLIENT	PROJECT	DRAWING	STAGE
Mr Visram	Single storey rear extension	Existing Elevations	Permitted Development

·	CHECKED ·	APPROVED ·
	SCALE 1:100 @A3	DATE JAN 2022

DRAWING No. 6B Eastbury Ave HA6_PD/SSRE/-03 — REV A

Plans and contents are bound by Copyright - they are not to be copied or reproduced without prior permission given by Mosaic Building Design LTD

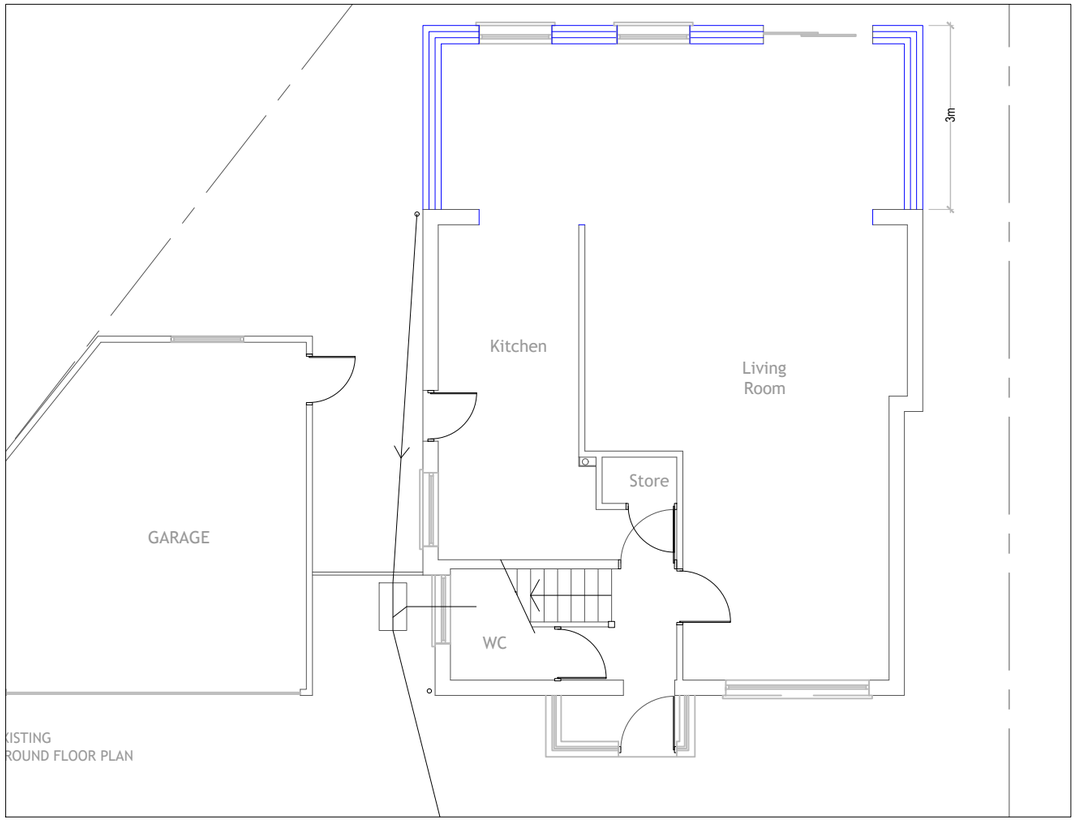

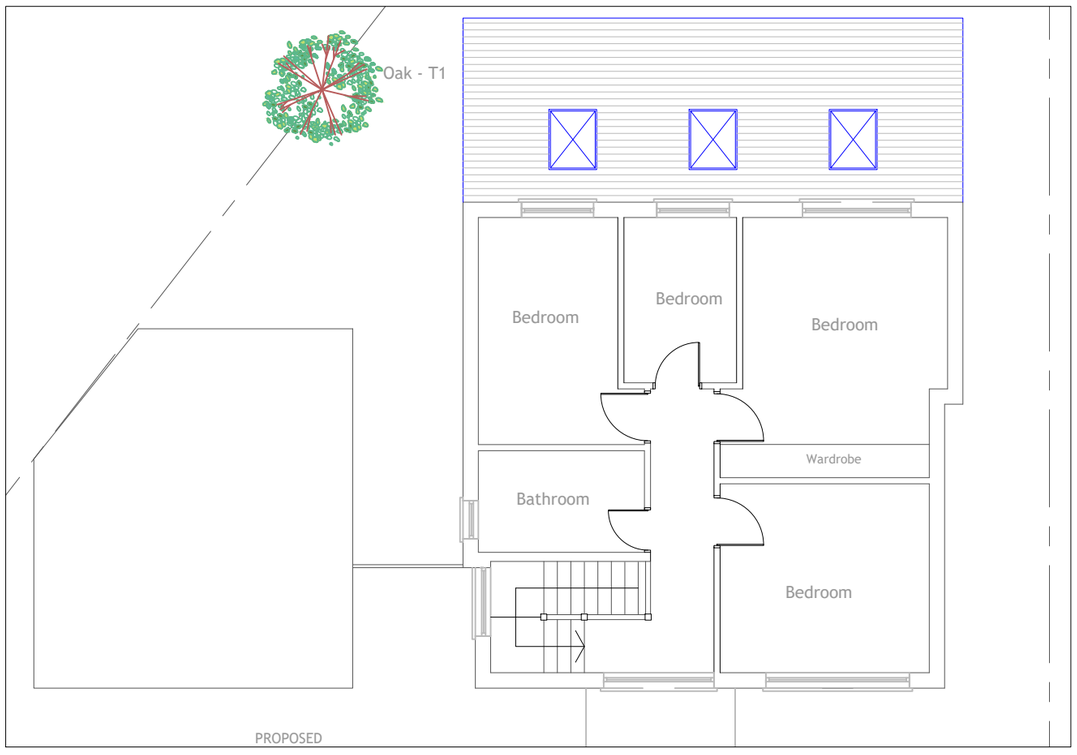

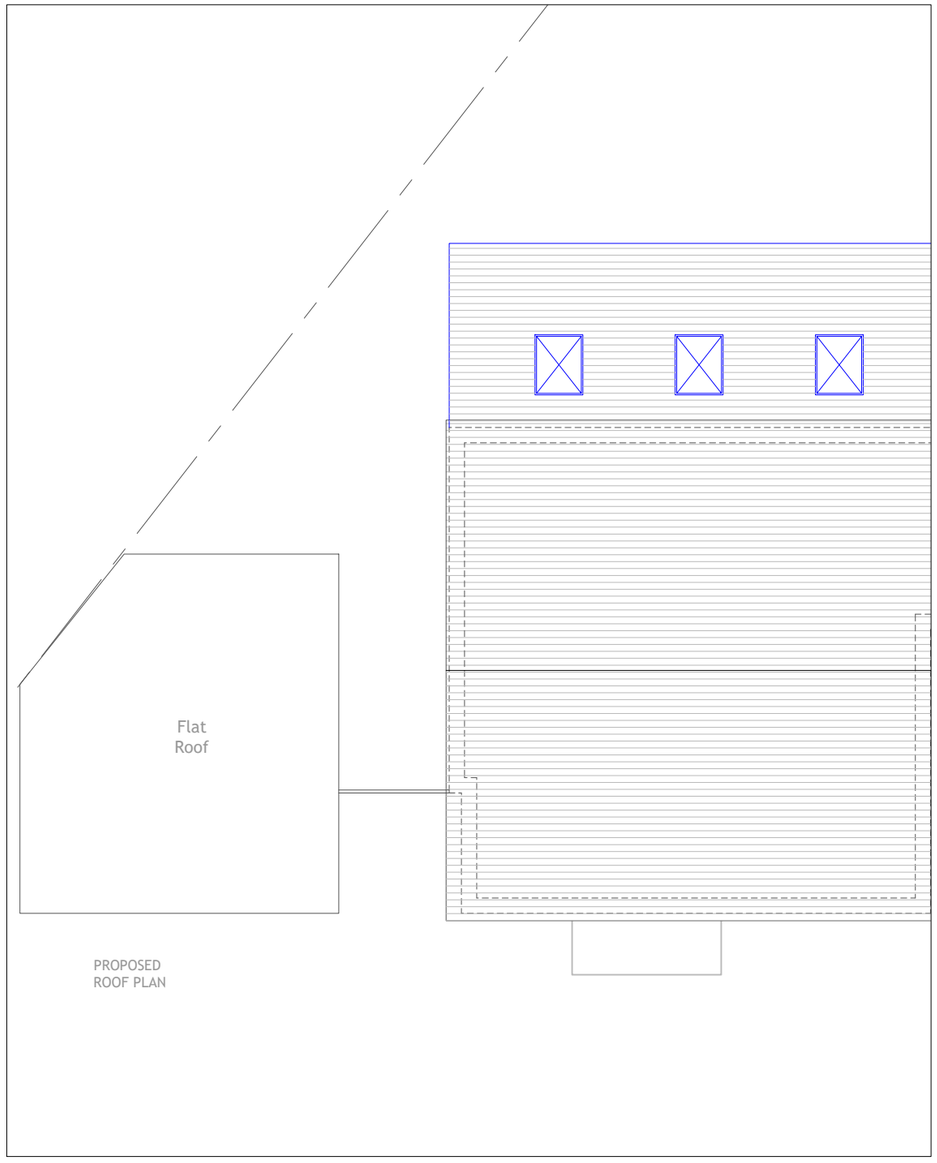

Scale 1:100

1 2 3 4 5m

SUBJECT TO PLANNING APPROVAL

ANY CHANGES FROM APPROVED DRAWINGS ARE THE RESPONSIBILITY OF CLIENT/CONTRACTOR – PLEASE READ CLAUSED BELOW BEFORE WORKS COMMENCE

Any dimensions taken from this drawing should be cross checked on site and approved prior to any construction works. The contractor shall be responsible for taking all necessary site dimensions and levels and for all exploratory works to verify any existing structure before commencement of works. The contractor will be responsible for all the correct setting out and temporary supports of works on site to property and neighbouring properties

No liability taken of any kind is accepted by Architect for any error or omission Where new work is near/on boundary line/party wall the property owner is to serve party wall notice to the adjoining property/land owner in accordance with the requirements of the 'Party Wall etc.' Act 1996

Contractor responsible for notifying of Building Control Surveyor of each stage of works and ensure inspections have been made. All details to comply with current building regulations and Building Control Approval. Work not to commence until approval of plans by Building Control Body. Any works that commence before Building Regulations drawings have been approved is responsibility of client.

After confirmation from local authority that prior approval is not required, proposed extension must comply with all permitted development criteria set out under the General Permitted Development Order 1995

Any development carried out without Permitted Development Certificate is at owner's own risk. It is strongly advised that a Permitted Development Certificate/Certificate of Lawfulness is sought prior to commencement of any works

FD30 — FD30
All habitable room doors to be replaced with FD30 doors with 38x25mm Door Stops and 3 No Stainless Steel Hinges.
Middle Hinge to be installed at least ⅔ of way up door frame

SD — Mains powered with battery back up interlinked smoke detector to be installed within at least 7.5m of all habitable rooms and at least 30cm from any light fitting or wall

HD — Mains powered and interlinked operated heat detector with battery back up

Ex — Extractor fan for shower room – 15l/s and Kitchen 30l/s to be taken through to run and expel externally

For Structural Steelwork refer to Structural Engineer's Drawing. Beams indicated by red dashed lines (see right)

All Steel work to be encased in 2 layers of FireLine Board with staggered joints or fire resisting intumescent paint in accordance with manufacturer's guidance to provide minimum 60min fire resistance
All Steel work to only be ordered once contractor has confirmed dimensions on site and positioning with client. Any discrepencies noted to be discussed with Surveyor prior to ordering any steel work. No responsibility taken by Surveyor for steels ordered to match site conditions

MOSAIC
BUILDING DESIGN
www.mosaicbuildingdesign.co.uk
info@mosaicbuildingdesign.co.uk
020 385 68 385 / 0770 910 6090
Mosaic Building Design LTD, 86-90 Paul Street, London, EC2A 4NE
Company Registration No. 10853256

	CHECKED ·	APPROVED ·
·	SCALE 1:100 @A3	DATE JAN 2022

CLIENT	PROJECT	DRAWING	STAGE
Mr Visram	Single storey rear extension	Proposed Plans	Permitted Development

DRAWING No. 6B Eastbury Ave HA6_PD/SSRE/-04 — REV A

Plans and contents are bound by Copyright - they are not to be copied or reproduced without prior permission given by Mosaic Building Design LTD

PROPOSED
FRONT ELEVATION

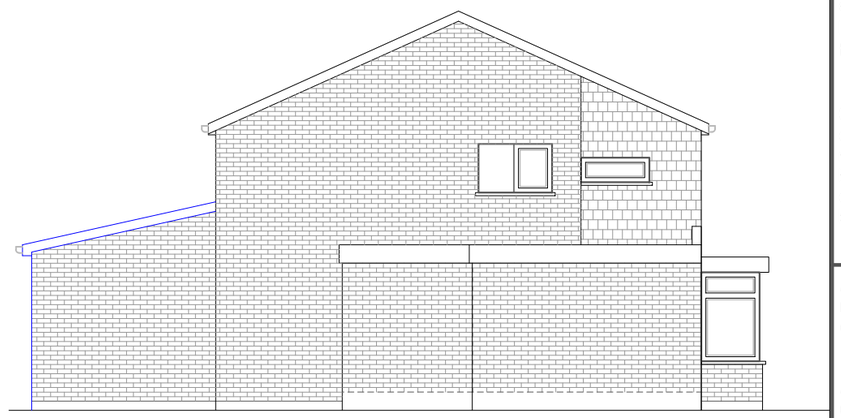

PROPOSED
SIDE ELEVATION

PROPOSED
REAR ELEVATION

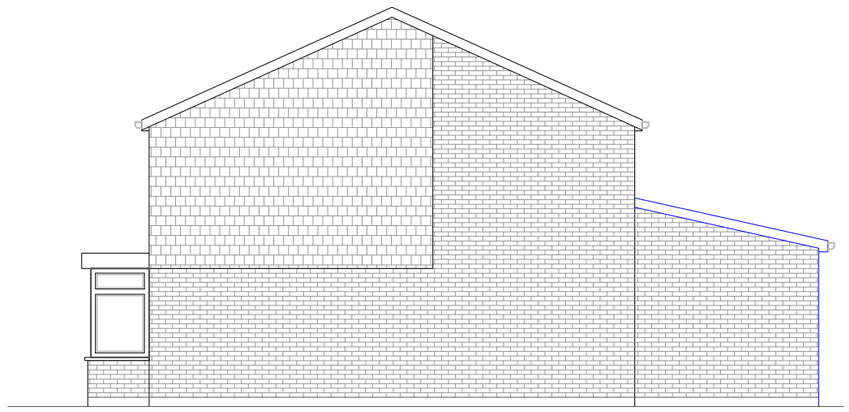

PROPOSED
SIDE ELEVATION

ANY CHANGES FROM APPROVED DRAWINGS ARE THE RESPONSIBILITY OF CLIENT/CONTRACTOR – PLEASE READ CLAUSED BELOW BEFORE WORKS COMMENCE

Any dimensions taken from this drawing should be cross checked on site and approved prior to any construction works. The contractor shall be responsible for taking all necessary site dimensions and levels and for all exploratory works to verify any existing structure before commencement of works. The contractor will be responsible for all the correct setting out and temporary supports of works on site to property and neighbouring properties

No liability taken of any kind is accepted by Architect for any error or omission Where new work is near/on boundary line/party wall the property owner is to serve party wall notice to the adjoining property/land owner in accordance with the requirements of the 'Party Wall etc.' Act 1996

Contractor responsible for notifying of Building Control Surveyor of each stage of works and ensure inspections have been made. All details to comply with current building regulations and Building Control Approval. Work not to commence until approval of plans by Building Control Body. Any works that commence before Building Regulations drawings have been approved is responsibility of client.

After confirmation from local authority that prior approval is not required, proposed extension must comply with all permitted development criteria set out under the General Permitted Development Order 1995

Any development carried out without Permitted Development Certificate is at owner's own risk. It is strongly advised that a Permitted Development Certificate/Certificate of Lawfulness is sought prior to commencement of any works

FD30 — FD30
All habitable room doors to be replaced with FD30 doors with 38x25mm Door Stops and 3 No Stainless Steel Hinges.
Middle Hinge to be installed at least ⅔ of way up door frame

SD — Mains powered with battery back up interlinked smoke detector to be installed within at least 7.5m of all habitable rooms and at least 30cm from any light fitting or wall

HD — Mains powered and interlinked operated heat detector with battery back up

Ex — Extractor fan for shower room - 15l/s and Kitchen 30l/s to be taken through to run and expel externally

For Structural Steelwork refer to Structural Engineer's Drawing. Beams indicated by red dashed lines (see right)

All Steel work to be encased in 2 layers of FireLine Board with staggered joints or fire resisting intumescent paint in accordance with manufacturer's guidance to provide minimum 60min fire resistance
All Steel work to only be ordered once contractor has confirmed dimensions on site and positioning with client. Any discrepencies noted to be discussed with Surveyor prior to ordering any steel work. No responsibility taken by Surveyor for steels ordered to match site conditions

MOSAIC
BUILDING DESIGN
www.mosaicbuildingdesign.co.uk
info@mosaicbuildingdesign.co.uk
020 385 68 385 / 0770 910 6090
Mosaic Building Design LTD, 86-90 Paul Street, London, EC2A 4NE
Company Registration No. 10853256

Scale 1:100

1 2 3 4 5m

SUBJECT TO PLANNING APPROVAL

CLIENT	PROJECT	DRAWING	STAGE
Mr Visram	Single storey rear extension	Proposed Elevations	Permitted Development

·	CHECKED ·	APPROVED ·
	SCALE 1:100 @A3	DATE JAN 2022
DRAWING No. 6B Eastbury Ave HA6_PD/SSRE/-05		REV A

Plans and contents are bound by Copyright - they are not to be copied or reproduced without prior permission given by Mosaic Building Design LTD