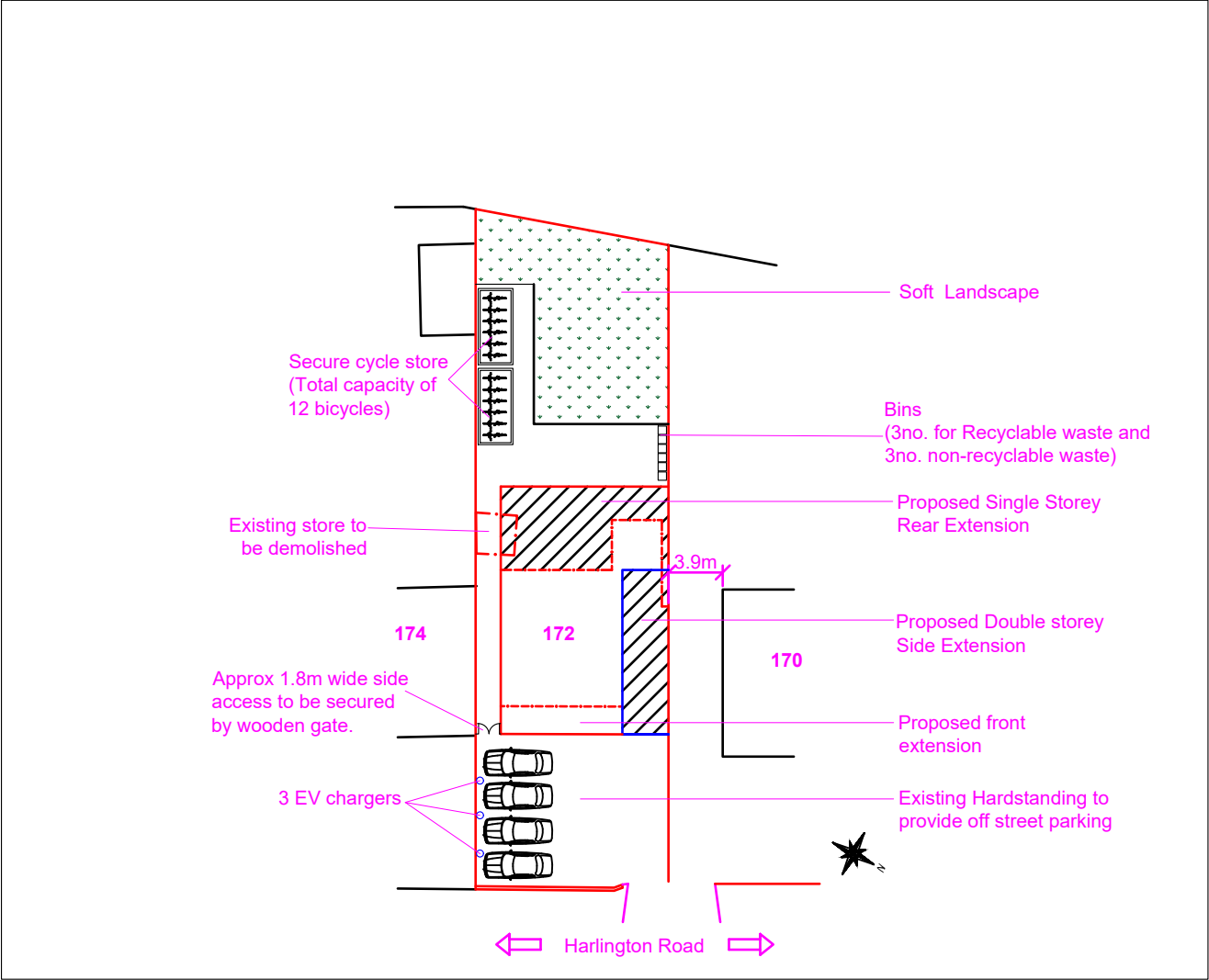
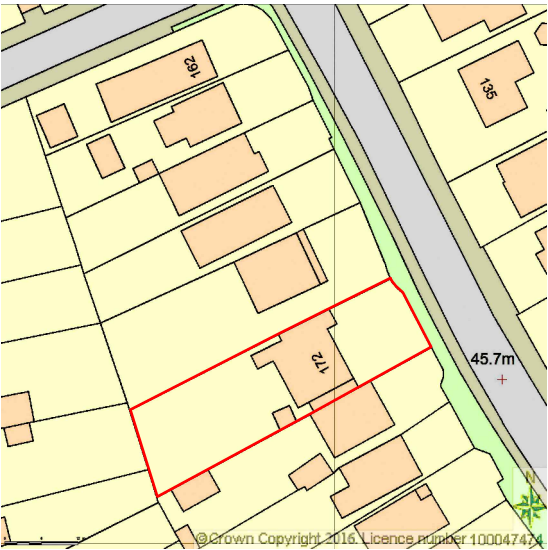


Note: This Drawing is for planning purpose and should not be used for construction.  
All dimensions should be confirmed on site and any deviation should be reported back to designer.



Site Plan @ Scale 1:500



Location Plan @ 1:1250

**Proposed Development:**

Single Storey Rear and Front extensions, double storey side extension along with Enlargement of front and rear Dormers and Change of use to "Sui-Generis"

**Site Address:**

172 Harlington Road  
Hillingdon  
UB8 3HA

**Revisions:**

Rev	Date	Description
A	01/07/2024	

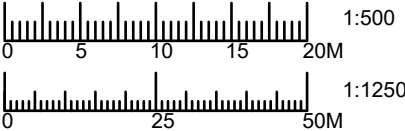
**Drawing Description:**

Site plan & Location Plan

**Drawing No:**

ART/2024/HMO172HR/SPLP

Scale: 1:500, 1:1250  
Paper Size: A3  
Sheet No: 8 of 8



ART CONSULTANTS (UK) LTD  
113 LONG LANE  
STANWELL  
TW19 7AL  
M:07960071377  
E: ARTCONSULTANTSUK@GMAIL.COM