
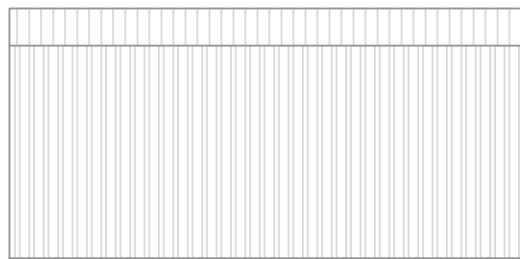
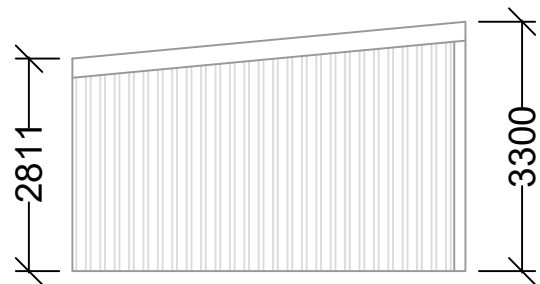



Wash Bay
Cladding RAL colour to
match existing building

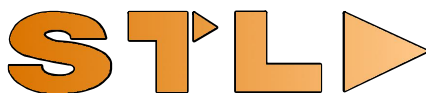


Scale Bar 1:100 (Original Layout A4)

Gates

Existing yard swing gate to be re-used, infill fence to match existing.
New manual sliding gate, box section and infill panels in 868 twin mesh
to match existing design, including RAL colour.

This drawing and the information shown is the property of Spraybooth Technology Ltd and shall not be copied whole, or in part, or used for any other purpose without written permission of the company. All dimensions to be checked on site. All dimensions in millimeters unless stated otherwise. Do not scale from this drawing.



SPRAYBOOTH TECHNOLOGY LTD
8 Ballingdon Hill Industrial Estate, Sudbury, Suffolk, CO10 2DX.
Tel: 01787 313550 Fax: 01787 313542
E-mail: enquiries@sprayboothtechnology.co.uk

Client: Veetec

Site: Hayes

Description:

Wash Bay & Gate Info

25-08-23	A	Issued For Information	IR
Date:	Rev:	Revision Information:	By:
Drawing No:	Scale:	Date:	
11971-WB01	1:100@A4	25-08-23	
Drawn By:	Checked By:	Revision:	
IR	JD & KD	A	