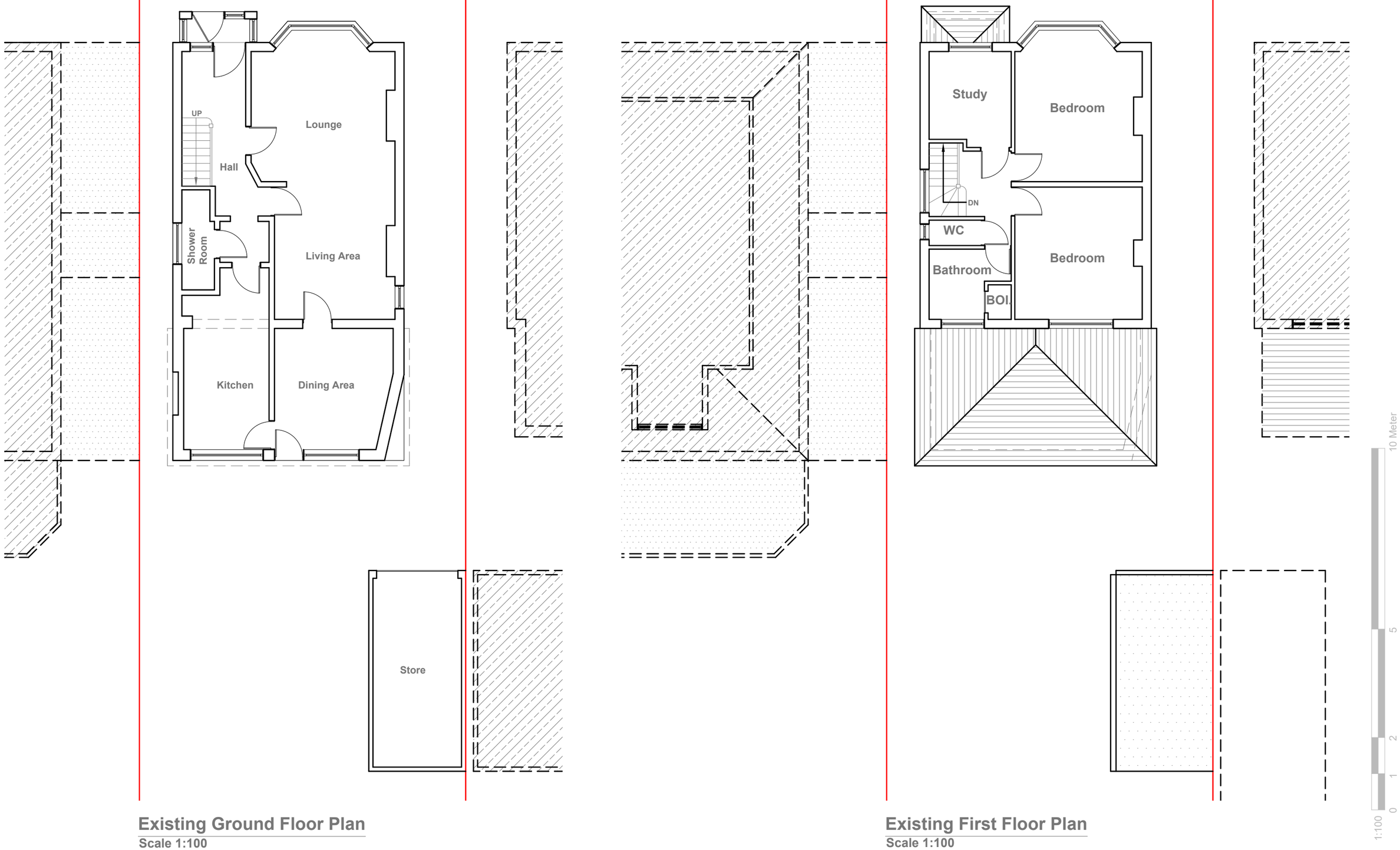

Existing Ground Floor Plan
Scale 1:100

Existing First Floor Plan
Scale 1:100

GENERAL NOTES:
1. ALL DIMENSIONS ARE IN MILLIMETER.
2. VERIFY ALL DIMENSIONS AND CONDITIONS BEFORE BUILDING OR STARTING CONSTRUCTION. NOTIFY THE DESIGNER IMMEDIATELY OF ANY DISCREPANCY OR VARIATION.
3. ALL WORK TO COMPLY WITH CURRENT BUILDING REGULATIONS AND CODES OF PRACTICE

Title:

Existing Floor Plans

Site Address
12 Whiteheath Avenue,
Ruislip.
HA4 7PS

Scale: 1:100 @A3
Date: 07/09/2026
Drawing No.: 2026/117 -01
Drawn By: RO

Revision Date:

e:mail - faluckpatel@yahoo.com
(M) +44 (0) 7871 466 254

Faluck Patel



Existing Front Elevation
Scale 1:100



Existing Side Elevation
Scale 1:100



Existing Rear Elevation
Scale 1:100

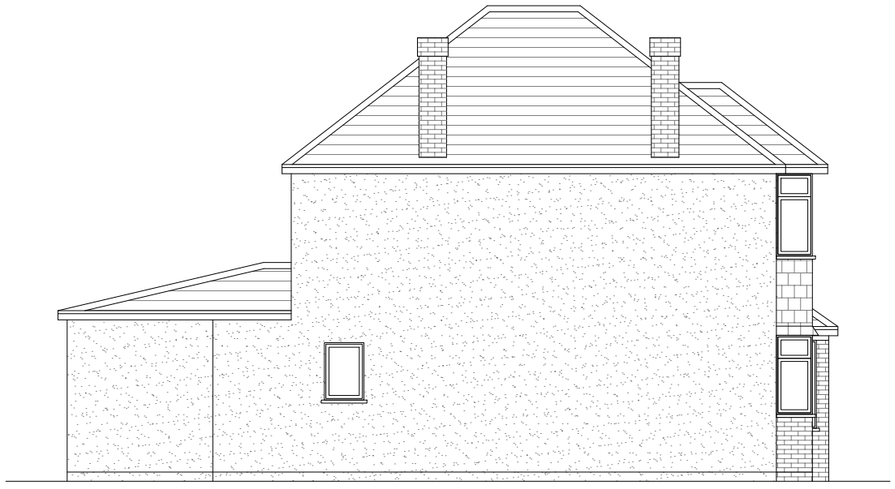

Existing Side Elevation
Scale 1:100



GENERAL NOTES:
1. ALL DIMENSIONS ARE IN MILLIMETER.
2. VERIFY ALL DIMENSIONS AND CONDITIONS BEFORE BUILDING OR STARTING CONSTRUCTION. NOTIFY THE DESIGNER IMMEDIATELY OF ANY DISCREPANCY OR VARIATION.
3. ALL WORK TO COMPLY WITH CURRENT BUILDING REGULATIONS AND CODES OF PRACTICE

Title:

Existing Elevations

Site Address
12 Whiteheath Avenue,
Ruislip.
HA4 7PS

Scale: 1:100 @A3
Date: 07/09/2026
Drawing No.: 2026/117 -02
Drawn By: RO

Revision Date:

e:mail - faluckpatel@yahoo.com
(M) +44 (0) 7871 466 254

Faluck Patel

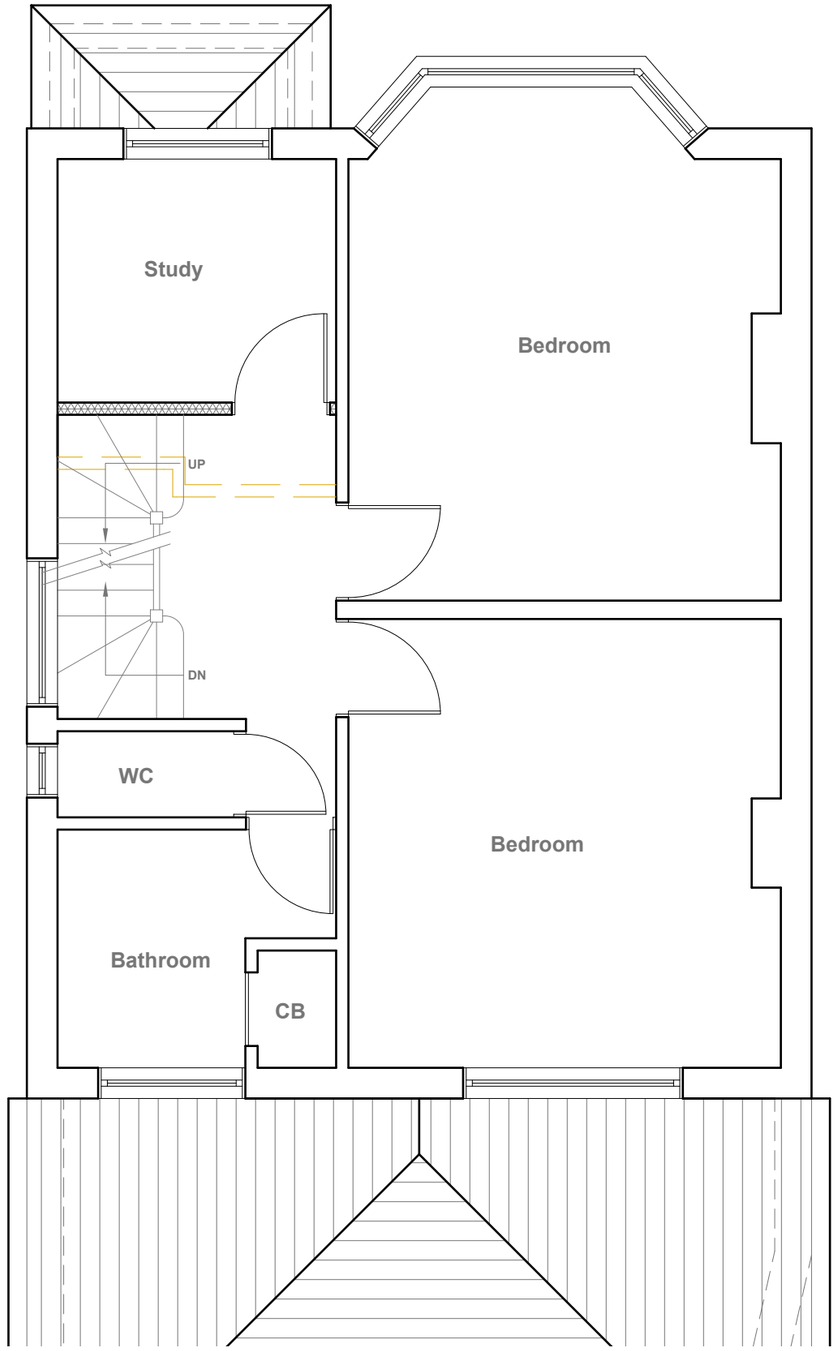

Proposed First Floor Plan

Scale 1:50

Proposed Flank Wall Window to be Obscure Glazed and Non Opening below 1.7m from FFL

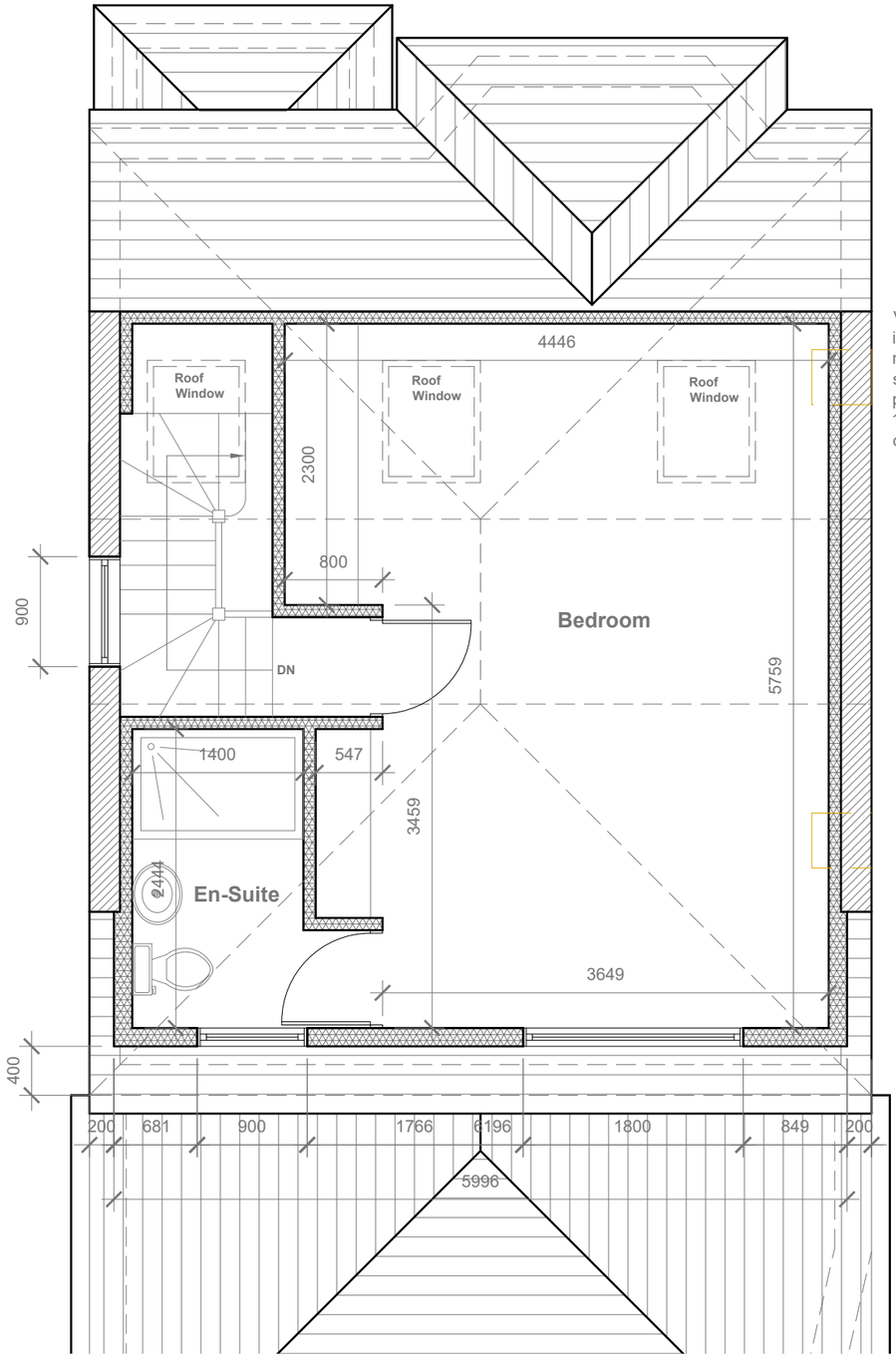

Velux Window to be installed as per manufacturer specification, not projected more than 150mm from the plane of roof slope

Proposed Loft Plan

Scale 1:50

5 Meter
2
1
0
1:50

GENERAL NOTES:
1. ALL DIMENSIONS ARE IN MILLIMETER.
2. VERIFY ALL DIMENSIONS AND CONDITIONS BEFORE BUILDING OR STARTING CONSTRUCTION. NOTIFY THE DESIGNER IMMEDIATELY OF ANY DISCREPANCY OR VARIATION.
3. ALL WORK TO COMPLY WITH CURRENT BUILDING REGULATIONS AND CODES OF PRACTICE

Title:

Proposed First & Loft Floor Plans

Site Address
12 Whiteheath Avenue, Ruislip. HA4 7PS

Scale: 1:50 @A3
Date: 07/09/2026
Drawing No.: 2026/117 -03PD
Drawn By: RO

Revision Date:
A 11/11/2026

e:mail - faluckpatel@yahoo.com
(M) +44 (0) 7871 466 254

Faluck Patel



Velux Window to be installed as per manufacturer specification, not projected more than 150mm from the plane of roof slope

Proposed Front Elevation
Scale 1:100

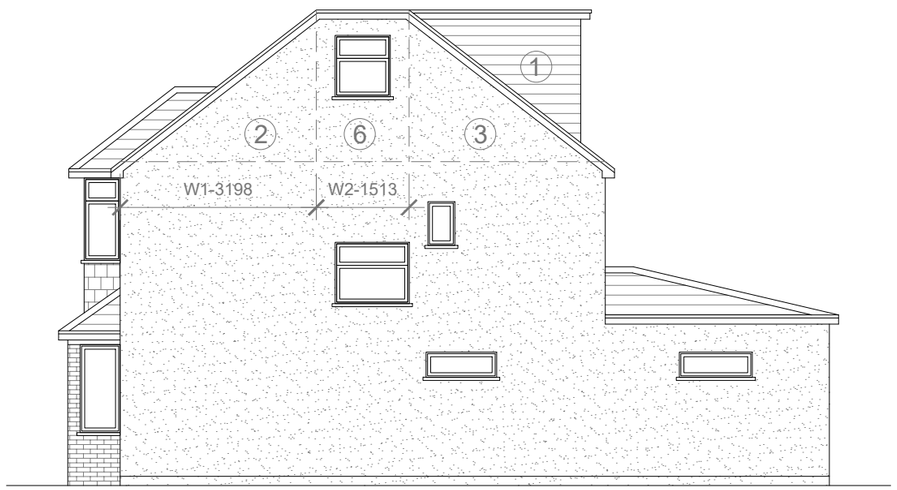

Proposed Flank Wall Window to be Obscure Glazed and Non Opening below 1.7m from FFL

Proposed Side Elevation
Scale 1:100

Proposed External Finish Materials to Match Existing External Finish Materials

REAR DORMER VOLUME =	W X H X L / 2	
(SECTION 1)	5.996 X 2.164 X 2.798/ 2	
	36.30 / 2	
V1 =	18.15 CU.MT.	
HIP TO GABLE ROOF VOLUME =	4 (W1 X H1 X L1 / 6)	
(SECTION 2,3,4,5)	4(3.198 X 2.473 X 3.198 / 6)	
	4 (25.29 / 6)	
	4 (4.21)	
V2 =	16.86 CU.MT.	
HIP TO GABLE ROOF VOLUME =	2 (W2 X H2 X L2 / 2)	
(SECTION 6,7)	2(3.198 X 2.473 X 1.513 / 2)	
	2 (11.96 / 2)	
	2 (5.98)	
V3 =	11.96 CU.MT.	
TOTAL ROOF VOLUME =	V1 + V2 + V3	
	18.15 + 16.86 + 11.96	
	46.97 CU.MT.< 50.00 CU.MT	

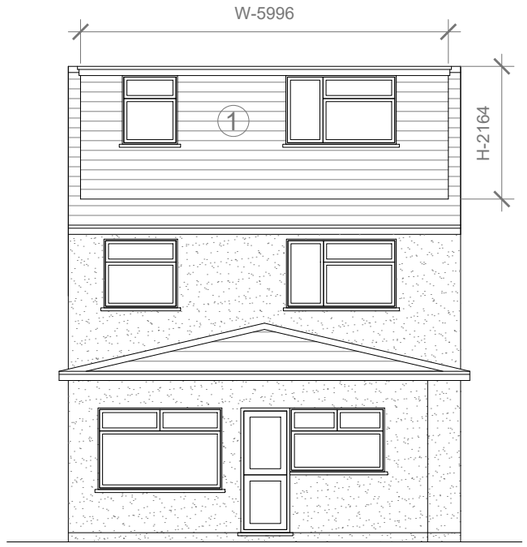

Proposed Rear Elevation
Scale 1:100

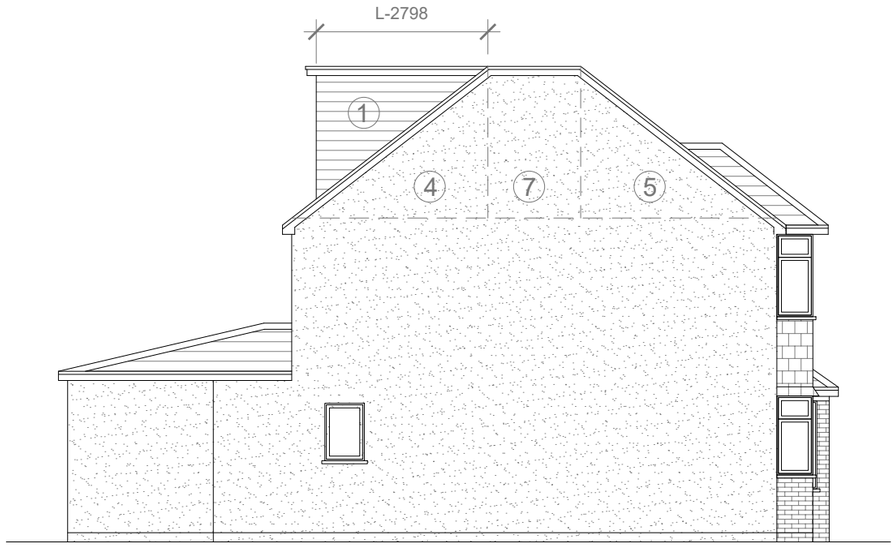

Proposed Side Elevation
Scale 1:100

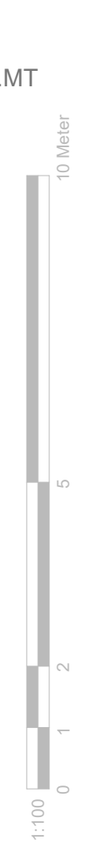

GENERAL NOTES:
1. ALL DIMENSIONS ARE IN MILLIMETER.
2. VERIFY ALL DIMENSIONS AND CONDITIONS BEFORE BUILDING OR STARTING CONSTRUCTION. NOTIFY THE DESIGNER IMMEDIATELY OF ANY DISCREPANCY OR VARIATION.
3. ALL WORK TO COMPLY WITH CURRENT BUILDING REGULATIONS AND CODES OF PRACTICE

Title:

Proposed Elevations

Site Address
12 Whiteheath Avenue,
Ruislip.
HA4 7PS

Scale: 1:100 @A3
Date: 07/09/2026
Drawing No.: 2026/117 -04PD
Drawn By: RO

Revision Date:

e:mail - faluckpatel@yahoo.com
(M) +44 (0) 7871 466 254

Faluck Patel

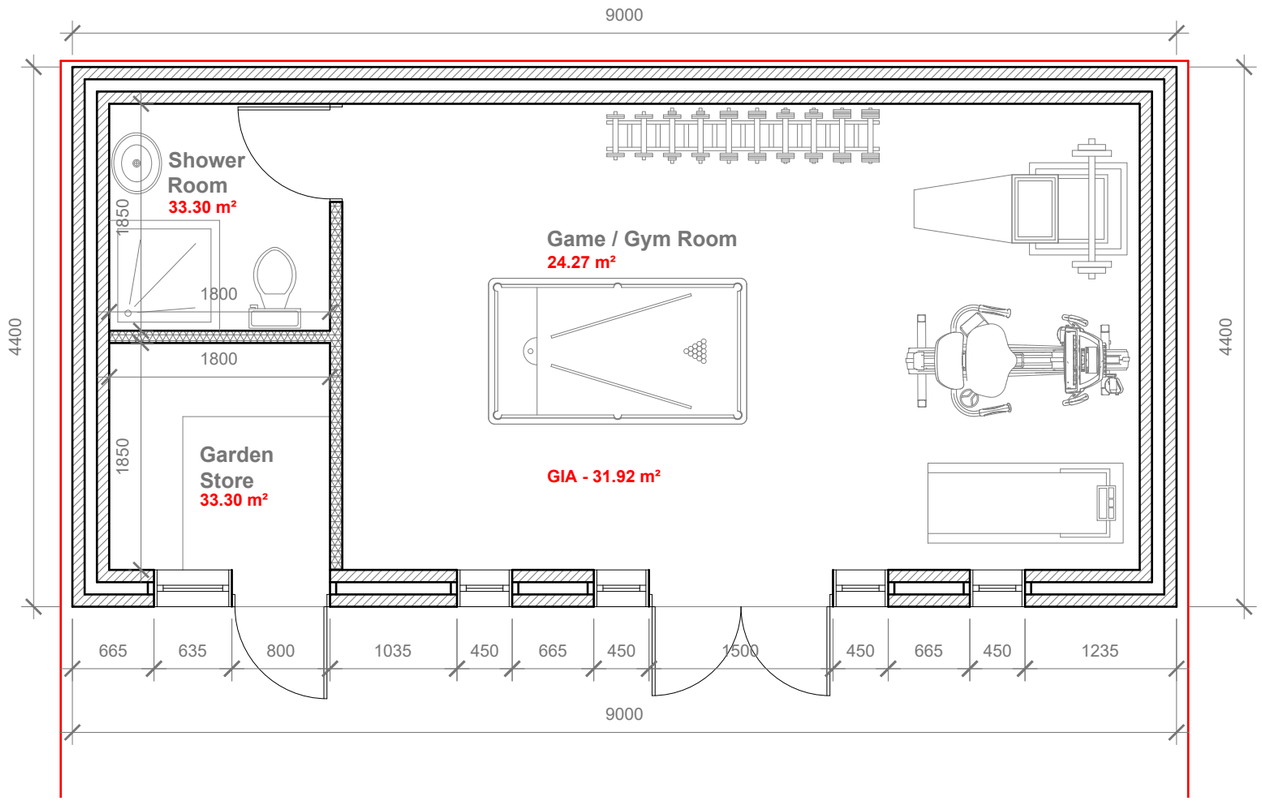

Proposed Out-Building Floor Plan
Scale 1:50



Proposed Side Elevations
Scale 1:50

Proposed External Finish Materials to Match Existing External Finish Materials

Proposed Flank Wall Window to be Obscure Glazed and Non Opening below 1.7m from FFL

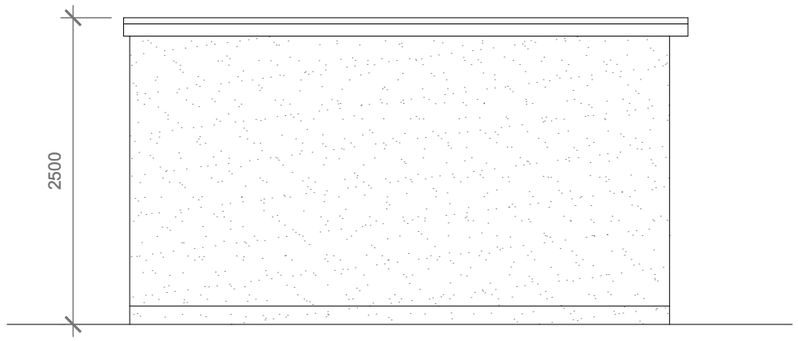

Proposed Side Elevations
Scale 1:50



Proposed Front Elevations
Scale 1:50



Proposed Rear Elevations
Scale 1:50

1:50
0 1 2 5 Meter

GENERAL NOTES:
1. ALL DIMENSIONS ARE IN MILLIMETER.
2. VERIFY ALL DIMENSIONS AND CONDITIONS BEFORE BUILDING OR STARTING CONSTRUCTION. NOTIFY THE DESIGNER IMMEDIATELY OF ANY DISCREPANCY OR VARIATION.
3. ALL WORK TO COMPLY WITH CURRENT BUILDING REGULATIONS AND CODES OF PRACTICE

Title:

Proposed Out-Building Floor Plan & Elevations

Site Address
12 Whiteheath Avenue,
Ruislip.
HA4 7PS

Scale: 1:50 @A3
Date: 07/09/2026
Drawing No.: 2026/117 -05PD
Drawn By: RO

Revision Date:

e:mail - faluckpatel@yahoo.com
(M) +44 (0) 7871 466 254

Faluck Patel