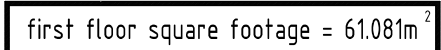
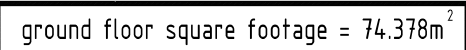
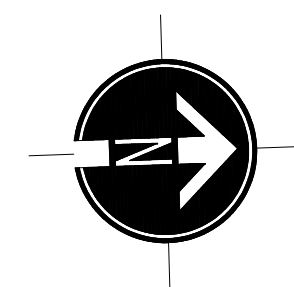


- 1 All dimensions are to be checked on site prior to the commencement of work and any discrepancy is to be reported to the construction manager before construction.
- 2 All work is to comply with current Building Regulations and allied legislation.
- 3 All contractors and sub-contractors must ensure that they have the latest issue of this drawing and details before the commencement of work on site.
- 4 All materials are to be used and installed in strict compliance with the relevant manufacturers instructions and recommendations.
- 5 All works on site, managed and implemented as a result of the Design Coordination on this drawing, are to be fully considered for compliance with the Health and Safety CD Regulations in respect of design and implementation on site and all works are to be undertaken if it is considered that compliance with the Building Regulations cannot be achieved.
- 6 All dimensions shown in millimetres.
- 7 Footprint of buildings shown at 10m above ground level.



SCALE BAR (m)



Total square footage = 135.459m²

A	13/02/2025	Site boundary line added	
rev:	date:	description:	
scale:	1 : 100	A1	date: 14 / 01 / 2025
drawing no:	1504 / P / 2 ^A		drawn: RS
drawing:	EXISTING PLANS AND ELEVATIONS		
project:	49 ST MARTIN'S APPROACH, RUISLIP, HA4 7QH		
client:	MR & MRS ROBBINS		



DUSEK DESIGN ASSOCIATES LTD
ARCHITECTURE + PLANNING

01895 831 103
info@dusek.co.uk
www.dusek.co.uk

print history: Thursday, 13 February, 2025 16:14:28